

The Consolidated Report of Activities for the Quarter Ended March 31, 2024

for The Stipulated Order on Sewer System (CWA Case)
as Entered on September 30, 2023

By United States District Judge Henry T. Wingate

In Case Number 3:12-cv-790-HTW-LGI

The United States and the State of Mississippi
v The City of Jackson, Mississippi

April 30, 2024

Prepared by Edward "Ted" Henifin, P.E.

The Interim Third-Party Manager

Of the City of Jackson's Drinking Water System



JXN 
water

CONTENTS

- Introduction and Purpose 4
- Section 1: Summary Tables of Sanitary Sewer Overflows and Bypasses 5
 - 1.1 Sanitary Sewer Overflows (SSOs) 5
 - 1.2 Prohibited Bypasses 18
- Section 2: Narrative Report 19
 - 2.1 Projects and Activities 19
 - 2.2 Delays 20
 - 2.3 Modifications to Sewer Project Priority List and Implementation Schedule 20
 - 2.4 Accounting of Expenditures 27
 - 2.5 Projection of Work for Upcoming Quarter 29
 - 2.6 Trends Analysis 29
- Appendix A 32

LIST OF FIGURES & TABLES

Table 1A - Municipally Owned January Collection System SSOs	5
Table 1B - Privately Owned January Collection System SSOs	7
Table 2A - Municipally Owned February Collection System SSOs	9
Table 2B - Privately Owned February Collection System SSOs	11
Table 3A - Municipally Owned March Collection System SSOs	13
Table 3B - Privately Owned March Collection System SSOs	15
Table 4 - January Pump Station SSOs	17
Table 5 - March West Bank Interceptor (WBI) SSOs	17
Table 6 - January Prohibited Bypasses	18
Table 7 - February Prohibited Bypasses	18
Table 8 - March Prohibited Bypasses	18
Table 9 - JXN Water Master Schedule for Priority Projects	20
Table 10 - JXN Water Master Schedule for Emergency Repairs in Appendix C Projects	22
Table 11 - JXN Water Sewer O&M Account Transactions	27
Table 12 - JXN Water Expenditures from Professional Services Account	28
Figure 1 - Percentage of Municipally Owned Collection System SSOs by Cause	30
Figure 2 - Percentage of Privately Owned Collection System SSOs by Cause	30
Figure 3 - Volume of Collection System SSOs by Line Ownership	30
Figure 4 - Municipally Owned Collection System SSOs by Cause	30
Figure 5 - Privately Owned Collection System SSOs by Cause	31
Figure 6 - Monthly Prohibited Bypass Volume	31
Table 13 - Historical (Predate the Order) Collection System SSOs - January 2024	32
Table 14 - Historical (Predate the Order) Collection System SSOs - February 2024	34
Table 15 - Historical (Predate the Order) Collection System SSOs - March 2024	36

Introduction and Purpose

This Quarterly Sewer Status Report has been prepared pursuant to Section 17 of the Stipulated Order entered on 9/30/2023, which states that the ITPM shall submit to the Parties and file on the Court's docket written status reports on its progress in implementing the Stipulated Order.



Section 1: Summary Tables of Sanitary Sewer Overflows and Bypasses

1.1 Sanitary Sewer Overflows (SSOs)

Prior to the effective date, there were hundreds of SSOs that had been unresolved by the City of Jackson; these are listed in Appendix A. JXN Water is committed to resolve all SSOs, and as the historical SSOs are resolved they will be removed from **Appendix A**.

The date, time, location, source, estimated duration, estimated volume, receiving water (if any), and cause of all Sanitary Sewer Overflows occurring during this reporting period are listed in **Table 1A**, **Table 1B**, **Table 2A**, **Table 2B**, **Table 3A**, and **Table 3B**.

TABLE 1A - MUNICIPALLY OWNED JANUARY COLLECTION SYSTEM SSOs

Date & Time Began	Location Street	Overflow Source	Estimated Duration, Day	Estimated Month Volume, Gallons	Reached Waters of the State	Receiving Water	Line Ownership	Reported Cause	SSO Status
1/2/24 9:30 AM	5853 Kinder Dr	Cleanout	29.60	8,881	No	Purple	Municipal	Collapsed Pipe	Ongoing
1/2/24 1:20 PM	3930 Skyview Dr	Manhole	1.83	1,826	Yes	Town	Municipal	Undetermined	SSO Stopped
1/4/24 10:25 AM	257 Ellis Ave	Manhole	0.20	205	No	Lynch	Municipal	Grease	SSO Stopped
1/4/24 11:49 AM	2559 Mcdowell Cir	Cleanout	14.22	4,265	No	Hardy	Municipal	Collapsed Pipe	SSO Stopped
1/5/24 9:34 AM	136 Shiloh Dr	Cleanout	0.06	18	No	Hardy	Municipal	Grease	SSO Stopped
1/5/24 1:47 PM	3970 Council Cir	Cleanout	14.18	4,253	No	Eubanks	Municipal	Collapsed Pipe	SSO Stopped
1/5/24 6:39 PM	3970 Eastover Dr	Cleanout	0.64	192	No	Pearl	Municipal	Undetermined	SSO Stopped
1/8/24 11:51 AM	945 Robinson Street	Cleanout	0.17	50	No	Town	Municipal	Solids	SSO Stopped
1/8/24 2:59 PM	109 Swan Lake Dr	Manhole	0.13	131	Yes	Trahan	Municipal	Rags	SSO Stopped
1/9/24 10:31 AM	3547 Newman Ave	Cleanout	0.08	25	No	Eubanks	Municipal	Grease	SSO Stopped
1/9/24 12:39 PM	5136 Queen Eleanor Lane	Manhole	0.89	890	Yes	Lynch	Municipal	Excessive Flow	SSO Stopped
1/9/24 2:14 PM	1602 Jones Ave	Cleanout	22.41	6,722	No	Lynch	Municipal	Undetermined	Ongoing
1/11/24 8:45 AM	734 W Porter St	Cleanout	20.64	6,191	No	Lynch	Municipal	Undetermined	Ongoing
1/11/24 10:34 AM	116 Southbrook Dr	Manhole	0.09	61	No	Purple	Municipal	Undetermined	SSO Stopped

Date & Time Began	Location Street	Overflow Source	Estimated Duration, Day	Estimated Month Volume, Gallons	Reached Waters of the State	Receiving Water	Line Ownership	Reported Cause	SSO Status
1/11/24 3:11 PM	4277 Athens Dr	Ground Surface (defective pipe underground)	0.09	26	Yes	Eastover	Municipal	Collapsed Pipe	SSO Stopped
1/12/24 10:00 AM	6338 Lyndon B Johnson Dr	Manhole	0.08	76	No	Bogue Chitto	Municipal	Solids	SSO Stopped
1/16/24 4:21 PM	2118 Morton Ave	Cleanout	0.75	224	No	Town	Municipal	Undetermined	SSO Stopped
1/17/24 11:59 AM	3341 Harley St	Manhole	0.06	95	Yes	Lynch	Municipal	Grease	SSO Stopped
1/18/24 8:40 AM	3403 Galloway Ave	Manhole	0.13	103	Yes	Eubanks	Municipal	Solids	SSO Stopped
1/19/24 4:25 PM	1212 Melwood Pl	Ground Surface (defective pipe underground)	12.32	24,632	Yes	Eubanks	Municipal	Undetermined	Ongoing
1/20/24 12:00 AM	220 Iris Ave	Manhole	3.67	3,667	Yes	Eastover	Municipal	Grease and Solids	SSO Stopped
1/20/24 8:37 AM	811 Forest Ave	Manhole	0.32	954	Yes	Eubanks	Municipal	Grease and Solids	SSO Stopped
1/21/24 2:27 PM	Meadow Lane	Manhole	23.00	27,600	Yes	Cany	Municipal	Collapsed Pipe	SSO Stopped
1/22/24 10:08 AM	5036 Forest Hill Road	Manhole	0.24	472	Yes	Trahon	Municipal	Grease	SSO Stopped
1/23/24 2:53 PM	2021 Tivoli Ter	Ground Surface (defective pipe underground)	0.15	147	Yes	Hardy	Municipal	Undetermined	SSO Stopped
1/23/24 5:07 PM	202 Ethel Moore Ave	Cleanout	8.29	4,143	Yes	Town	Municipal	Undetermined	Ongoing
1/24/24 11:32 AM	4735 Robinson Rd	Manhole	3.86	3,860	No	Town	Municipal	Grease	SSO Stopped
1/24/24 2:41 PM	239 E. Northside Dr	Cleanout	0.15	44	No	Eubanks	Municipal	Undetermined	SSO Stopped
1/24/24 4:04 PM	1805 E. Northside Dr	Manhole	0.08	81	Yes	Eastover	Municipal	Solids	SSO Stopped
1/24/24 5:34 PM	4860 S McRaven Road	Cleanout	0.98	293	No	Lynch	Municipal	Excessive Flow	SSO Stopped
1/25/24 5:07 PM	128 Colebrook Ave	Cleanout	0.95	286	Yes	Lynch	Municipal	Undetermined	SSO Stopped
1/25/24 5:17 PM	Springfield Cir	Manhole	0.87	4,344	No	Lynch	Municipal	Excessive Flow	SSO Stopped
1/26/24 12:13 PM	646 Fredrica Ave	Cleanout	0.09	27	Yes	Lynch	Municipal	Undetermined	SSO Stopped
1/26/24 3:34 PM	5553 Deckard Dr	Manhole	5.35	3,211	No	Lynch	Municipal	Undetermined	Ongoing
1/26/24 4:05 PM	2684 Key St	Cleanout	0.93	279	No	Hanging Moss	Municipal	Undetermined	SSO Stopped

Date & Time Began	Location Street	Overflow Source	Estimated Duration, Day	Estimated Month Volume, Gallons	Reached Waters of the State	Receiving Water	Line Ownership	Reported Cause	SSO Status
1/27/24 10:12 AM	827 Madison St	Cleanout	0.07	22	No	Belhaven	Municipal	Grease and Solids	SSO Stopped
1/27/24 12:14 PM	1805 Meadowbrook Road	Manhole	0.08	73	No	Eubanks	Municipal	Grease	SSO Stopped
1/29/24 9:23 AM	1542 Winchester St	Cleanout	0.30	89	No	Hanging Moss	Municipal	Grease and Solids	SSO Stopped
1/29/24 10:02 AM	1125 Blair St	Manhole	0.29	435	Yes	Town	Municipal	Solids	SSO Stopped
1/30/24 11:47 AM	337 Wesley Ave	Cleanout	0.24	71	No	Town	Municipal	Collapsed Pipe	SSO Stopped
1/30/24 4:13 PM	4128 California Ave	Ground Surface (defective pipe underground)	31.00	18,600	No	Town	Municipal	Collapsed Pipe	Ongoing
1/30/24 4:45 PM	1810 Belmont Road	Ground Surface (defective pipe underground)	1.30	1,302	Yes	Belhaven	Municipal	Collapsed Pipe	Ongoing
1/31/24 12:48 PM	234 Forest Ave	Ground Surface (defective pipe underground)	0.25	127	Yes	Hanging Moss	Municipal	Grease and Solids	SSO Stopped
1/31/24 6:28 PM	943 Combs St	Manhole	0.23	69	No	Three Mile	Municipal	Collapsed Pipe	Ongoing

TABLE 1B - PRIVATELY OWNED JANUARY COLLECTION SYSTEM SSOS

Date & Time Began	Location Street	Overflow Source	Estimated Duration, Day	Estimated Month Volume, Gallons	Reached Waters of the State	Receiving Water	Line Ownership	Reported Cause	SSO Status
1/1/24 9:10 AM	3654 Main St	Cleanout	29.16	8,747	No	Town	Private	Undetermined	SSO Stopped
1/2/24 12:15 PM	1441 Cox St	Cleanout	29.49	8,847	No	Lynch	Private	Undetermined	Ongoing
1/2/24 1:07 PM	1624 Wood St	Cleanout	29.45	8,836	No	Town	Private	Undetermined	Ongoing
1/3/24 4:15 PM	917 Arbor Vista Blvd	Cleanout	28.32	8,497	No	Lynch	Private	Undetermined	Ongoing
1/3/24 5:15 PM	358 Catalina Cir	Cleanout	28.28	8,484	No	Hardy	Private	Undetermined	Ongoing
1/4/24 9:16 AM	5545 Mimosa Dr	Cleanout	27.61	8,284	No	Hanging Moss	Private	Undetermined	Ongoing

Date & Time Began	Location Street	Overflow Source	Estimated Duration, Day	Estimated Month Volume, Gallons	Reached Waters of the State	Receiving Water	Line Ownership	Reported Cause	SSO Status
1/7/24 4:27 PM	1106 Crawford St	Cleanout	24.31	7,294	No	Town	Private	Undetermined	Ongoing
1/8/24 11:58 AM	5362 Brookhollow Dr	Cleanout	23.50	7,050	No	Big Creek	Private	Undetermined	Ongoing
1/8/24 12:30 PM	935 Valencia St	Ground Surface (defective pipe underground)	23.48	7,044	No	Hardy	Private	Undetermined	Ongoing
1/8/24 1:33 PM	4470 Maryland Dr	Cleanout	6.97	2,090	No	Lynch	Private	Grease and Solids	SSO Stopped
1/10/24 11:04 AM	4616 Nordell Dr	Cleanout	21.54	6,462	No	Hanging Moss	Private	Undetermined	Ongoing
1/11/24 12:16 PM	3347 Rosemary Ave	Ground Surface (defective pipe underground)	20.49	12,293	No	Cany	Private	Collapsed Pipe	Ongoing
1/11/24 12:48 PM	3930 Skyview Dr	Cleanout	20.47	6,140	No	Town	Private	Undetermined	Ongoing
1/12/24 10:23 AM	5935 Whitestone Road	Cleanout	0.01	4	No	Hanging Moss	Private	Solids	SSO Stopped
1/16/24 5:31 PM	4413 Liberty Hill Road	Cleanout	15.27	4,581	No	Eubanks	Private	Undetermined	Ongoing
1/18/24 12:56 PM	2222 Castle Hill Dr	Ground Surface (defective pipe underground)	13.46	4,038	No	Hardy	Private	Undetermined	Ongoing
1/19/24 12:43 PM	3330 Elrairie Blvd	Cleanout	31.00	12,400	No	Lynch	Private	Undetermined	Ongoing
1/20/24 1:50 PM	803 Woodbury Road	Cleanout	11.42	3,427	No	Eubanks	Private	Undetermined	Ongoing
1/21/24 10:21 AM	4369 Welota Dr	Cleanout	10.57	3,171	No	Lynch	Private	Undetermined	Ongoing
1/23/24 12:42 PM	4171 Ridgewood Road	Cleanout	0.01	2	No	Eastover	Private	Undetermined	SSO Stopped
1/28/24 8:48 PM	604 Brandon Ave	Cleanout	3.13	940	No	Lynch	Private	Undetermined	Ongoing
1/29/24 10:03 AM	324 W Northside Dr	Manhole	2.58	2,581	No	Eubanks	Private	Grease	SSO Stopped
1/29/24 11:12 AM	230 Stokes Robertson Road	Cleanout	2.53	760	No	Cany	Private	Undetermined	Ongoing

TABLE 2A - MUNICIPALLY OWNED FEBRUARY COLLECTION SYSTEM SSOS

Date & Time Began	Location Street	Overflow Source	Estimated Duration, Day	Estimated Month Volume, Gallons	Reached Waters of the State	Receiving Water	Line Ownership	Reported Cause	SSO Status
2/1/24 9:23 AM	Mule Jail Rd	Manhole	0.21	1,540	Yes	Pearl	Municipal	Failed Release Valve	SSO Stopped
2/1/24 11:13 AM	1915 Catalina Cir	Cleanout	0.26	79	Yes	Three Mile	Municipal	Undetermined	SSO Stopped
2/1/24 11:50 AM	424 E Northside Dr	Cleanout	28.51	8,552	No	Eastover	Municipal	Collapsed Pipe	Ongoing
2/1/24 12:45 PM	3551 Newman Ave	Cleanout	0.08	25	No	Eubanks	Municipal	Grease	SSO Stopped
2/1/24 4:03 PM	4161 Comanche Dr	Ground Surface (defective pipe underground)	0.87	1,746	Yes	Eubanks	Municipal	Collapsed Pipe	SSO Stopped
2/2/24 8:32 AM	1639 Nichols Ave	Ground Surface (defective pipe underground)	5.22	1,566	Yes	Town	Municipal	Collapsed Pipe	SSO Stopped
2/5/24 11:57 AM	1620 Myrtle St	Ground Surface (defective pipe underground)	24.50	36,753	No	Belhaven	Municipal	Undetermined	Ongoing
2/7/24 1:23 PM	1330 Topp Ave	Ground Surface (defective pipe underground)	22.44	40,396	Yes	Lynch	Municipal	Grease and Solids	Ongoing
2/8/24 2:55 PM	4850 Watkins Dr	Manhole	0.12	124	Yes	Eubanks	Municipal	Grease and Solids	SSO Stopped
2/8/24 6:43 PM	414 Daniel Cir	Manhole	0.03	27	Yes	Cany	Municipal	Grease and Solids	SSO Stopped
2/9/24 3:12 PM	5563 Draughn Dr	Cleanout	0.09	27	No	Lynch	Municipal	Grease and Solids	SSO Stopped
2/11/24 8:49 AM	1357 Woody Dr	Manhole	1.63	1,633	Yes	Cany	Municipal	Excessive Flow	SSO Stopped
2/12/24 2:43 PM	4346 Ridgewood Road	Manhole	11.39	20,496	No	Eastover	Municipal	Grease and Solids	SSO Stopped
2/13/24 11:40 AM	386 Raymond Road	Cleanout	0.83	249	Yes	Lynch	Municipal	Grease	SSO Stopped
2/14/24 1:16 PM	330 N Mart Plz	Manhole	15.45	12,358	Yes	Eubanks	Municipal	Collapsed Pipe	Ongoing
2/16/24 8:20 AM	Country Club Dr	Ground Surface (defective pipe underground)	13.65	27,306	No	Lynch	Municipal	Collapsed Pipe	Ongoing

Date & Time Began	Location Street	Overflow Source	Estimated Duration, Day	Estimated Month Volume, Gallons	Reached Waters of the State	Receiving Water	Line Ownership	Reported Cause	SSO Status
2/16/24 9:00 AM	116 Calhoun St	Manhole	0.17	173	No	Three Mile	Municipal	Grease and Solids	SSO Stopped
2/16/24 5:01 PM	3612 Livingston Road	Ground Surface (defective pipe underground)	9.87	4,937	Yes	Town	Municipal	Collapsed Pipe	SSO Stopped
2/18/24 5:00 PM	1620 N Mill St	Manhole	10.88	21,761	Yes	Town	Municipal	Collapsed Pipe	SSO Stopped
2/18/24 5:00 PM	149 Livingston Road	Manhole	10.90	21,794	Yes	Town	Municipal	Collapsed Pipe	SSO Stopped
2/18/24 5:00 PM	1710 N Mill St	Manhole	10.88	21,761	No	Town	Municipal	Collapsed Pipe	SSO Stopped
2/19/24 3:51 PM	216 Kimbrough Dr	Manhole	6.82	6,817	No	Three Mile	Municipal	Grease	SSO Stopped
2/19/24 4:35 PM	1160 Woodville Dr	Manhole	2.73	5,451	No	Cany	Municipal	Grease and Rags	SSO Stopped
2/21/24 11:48 AM	3002 N Mill St	Ground Surface (defective pipe underground)	8.51	8,508	Yes	Town	Municipal	Collapsed Pipe	Ongoing
2/21/24 2:34 PM	238 Queen Anne Lane	Ground Surface (defective pipe underground)	5.81	11,619	No	Lynch	Municipal	Grease and Solids	SSO Stopped
2/21/24 4:15 PM	2821 Gretna Green Dr	Manhole	1.09	2,176	Yes	Lynch	Municipal	Solids and Rags	SSO Stopped
2/22/24 10:48 AM	4535 Normandy Dr	Ground Surface (defective pipe underground)	0.09	46	Yes	Eastover	Municipal	Grease and Rags	SSO Stopped
2/25/24 6:37 PM	101 Pine Island Dr	Ground Surface (defective pipe underground)	0.07	136	Yes	Hanging Moss	Municipal	Grease and Solids	SSO Stopped
2/26/24 12:27 PM	1932 Willow Way	Ground Surface (defective pipe underground)	2.25	2,249	Yes	Town	Municipal	Undetermined	SSO Stopped
2/26/24 1:07 PM	2039 Meadowbrook Road	Manhole	0.18	144	Yes	Eastover	Municipal	Undetermined	SSO Stopped
2/27/24 1:53 PM	167 Briarwood Dr	Manhole	0.13	104	Yes	Hanging Moss	Municipal	Grease and Solids	SSO Stopped

Date & Time Began	Location Street	Overflow Source	Estimated Duration, Day	Estimated Month Volume, Gallons	Reached Waters of the State	Receiving Water	Line Ownership	Reported Cause	SSO Status
2/27/24 3:00 PM	5420 I 55 N	Manhole	0.21	126	Yes	Hanging Moss	Municipal	Grease and Solids	SSO Stopped
2/27/24 4:15 PM	5541 Queen Mary Lane	Manhole	0.11	215	Yes	Lynch	Municipal	Grease	SSO Stopped
2/28/24 6:11 PM	448 Cambridge Lane	Manhole	0.04	53	No	Trahon	Municipal	Collapsed Pipe	SSO Stopped

TABLE 2B - PRIVATELY OWNED FEBRUARY COLLECTION SYSTEM SSOs

Date & Time Began	Location Street	Overflow Source	Estimated Duration, Day	Estimated Month Volume, Gallons	Reached Waters of the State	Receiving Water	Line Ownership	Reported Cause	SSO Status
2/2/24 7:41 PM	1405 Westbrook Road	Cleanout	0.01	3	No	White Oak	Private	Undetermined	SSO Stopped
2/3/24 5:08 PM	135 Bristol Blvd	Ground Surface (defective pipe underground)	26.29	7,886	No	Hardy	Private	Undetermined	Ongoing
2/5/24 1:27 PM	5136 Queen Eleanor Lane	Cleanout	0.01	3	No	Lynch	Private	Excessive Flow	SSO Stopped
2/6/24 4:10 PM	350 Meadowbrook Road	Cleanout	23.33	6,998	No	Eubanks	Private	Grease	Ongoing
2/8/24 12:00 AM	2951 Old Canton Rd	Ground Surface (defective pipe underground)	22.00	6,600	Yes	Eubanks	Private	Grease	Ongoing
2/8/24 1:27 PM	114 Springfield Cir	Cleanout	21.44	6,432	No	Lynch	Private	Undetermined	Ongoing
2/9/24 1:55 PM	1538 David Dr	Cleanout	20.42	6,126	No	Lynch	Private	Undetermined	Ongoing
2/14/24 3:51 PM	620 Scott St	Ground Surface (defective pipe underground)	15.34	4,602	No	Town	Private	Grease	Ongoing
2/15/24 5:44 PM	575 Briarcliff Cir	Cleanout	14.26	4,278	No	Cany	Private	Undetermined	Ongoing
2/16/24 12:32 PM	113 Swan Lake Dr	Cleanout	13.48	4,043	No	Trahon	Private	Undetermined	Ongoing
2/19/24 2:07 PM	1122 Shalimar Dr	Ground Surface (defective pipe underground)	10.41	3,124	No	Hardy	Private	Collapsed Pipe	Ongoing
2/19/24 2:50 PM	315 N Prentiss St	Cleanout	10.38	3,115	No	Town	Private	Undetermined	Ongoing

Date & Time Began	Location Street	Overflow Source	Estimated Duration, Day	Estimated Month Volume, Gallons	Reached Waters of the State	Receiving Water	Line Ownership	Reported Cause	SSO Status
2/20/24 6:51 PM	301 Elton Road	Cleanout	9.21	2,764	No	Cany	Private	Undetermined	Ongoing
2/21/24 2:36 PM	853 Eastview St	Ground Surface (defective pipe underground)	8.39	2,517	No	Lynch	Private	Undetermined	Ongoing
2/22/24 1:37 PM	2913 Greenwood Ave	Cleanout	7.43	2,230	No	Hardy	Private	Undetermined	Ongoing
2/22/24 6:36 PM	2056 Robinson S	Cleanout	7.22	2,167	No	Lynch	Private	Grease and Solids	Ongoing
2/22/24 7:30 PM	4642 Village Dr	Cleanout	7.19	2,156	No	Hanging Moss	Private	Undetermined	Ongoing
2/23/24 11:19 AM	1870 Wisteria Dr	Cleanout	6.53	1,959	No	Three Mile	Private	Undetermined	Ongoing
2/26/24 10:21 AM	2935 Ridgewood Road	Ground Surface (defective pipe underground)	3.57	1,071	No	Cany	Private	Undetermined	Ongoing
2/26/24 11:23 AM	827 Madison St	Cleanout	0.03	9	No	Belhaven	Private	Undetermined	SSO Stopped
2/26/24 4:21 PM	301 Sewanee Dr	Cleanout	3.32	996	No	Lynch	Private	Undetermined	Ongoing
2/27/24 3:06 PM	3515 Edwards Ave	Cleanout	0.01	2	No	Eubanks	Private	Undetermined	SSO Stopped
2/28/24 12:45 PM	349 Forest Ave	Ground Surface (defective pipe underground)	1.47	441	No	Hanging Moss	Private	Undetermined	Ongoing
2/28/24 4:08 PM	333 Reed Ave	Cleanout	1.33	398	No	Hanging Moss	Private	Undetermined	Ongoing
2/29/24 1:05 PM	410 S President St	Cleanout	0.45	136	Yes	Town	Private	Undetermined	Ongoing

TABLE 3A - MUNICIPALLY OWNED MARCH COLLECTION SYSTEM SSOS

Date & Time Began	Location Street	Overflow Source	Estimated Duration, Day	Estimated Month Volume, Gallons	Reached Waters of the State	Receiving Water	Line Ownership	Reported Cause	SSO Status
3/1/24 12:00 AM	4611 Meadow Ridge Dr	Ground Surface (defective pipe underground)	0.71	3,542	Yes	Eubanks	Municipal	Collapsed Pipe	SSO Stopped
3/3/24 5:12 PM	2521 Harriotte Ave	Manhole	0.03	24	Yes	Lynch	Municipal	Grease	SSO Stopped
3/4/24 5:00 PM	1554 Lakeside Dr	Manhole	0.88	706	Yes	Eubanks	Municipal	Solids	SSO Stopped
3/7/24 3:30 PM	2501 River Oaks Blvd	Other	24.35	244	No	Purple	Municipal	Collapsed Pipe	Ongoing
3/8/24 9:57 AM	617 Queen Julianna Lane	Manhole	1.00	4,993	Yes	Lynch	Municipal	Excessive Flow	SSO Stopped
3/8/24 10:07 AM	5361 Queen Mary Lane	Cleanout	1.22	979	Yes	Lynch	Municipal	Excessive Flow	SSO Stopped
3/8/24 11:07 AM	4867 Rosehaven Dr	Manhole	1.23	6,125	Yes	Lynch	Municipal	Excessive Flow	SSO Stopped
3/8/24 11:46 AM	35 Castle Cv	Manhole	0.71	1,425	Yes	Trahon	Municipal	Excessive Flow	SSO Stopped
3/8/24 12:56 PM	1840 Westover St	Manhole	4.11	8,217	Yes	Lynch	Municipal	Collapsed Pipe	SSO Stopped
3/8/24 2:40 PM	150 Chiswick Cir	Manhole	0.91	2,725	Yes	Hanging Moss	Municipal	Excessive Flow	SSO Stopped
3/8/24 5:45 PM	946 Corey Dr	Manhole	0.97	2,906	Yes	Cany	Municipal	Excessive Flow	SSO Stopped
3/11/24 9:42 AM	1035 Glen Erin St	Manhole	1.01	1,009	Yes	Hardy	Municipal	Solids	SSO Stopped
3/11/24 1:18 PM	4901 Mcwillie Cir	Manhole	0.11	169	No	Hanging Moss	MUNICIPAL	Undetermined	SSO Stopped
3/11/24 2:10 PM	124 W South St	Manhole	1.08	1,619	Yes	Town	Municipal	Undetermined	SSO Stopped
3/12/24 3:35 PM	1742 Gibraltar Ave	Cleanout	0.06	18	No	Three Mile	Municipal	Undetermined	SSO Stopped
3/12/24 6:23 PM	721 Deer Park St	Cleanout	0.80	239	No	Town	Municipal	Undetermined	SSO Stopped
3/13/24 12:02 PM	347/ 339 Magnolia Lane Road	Manhole	0.08	164	No	Lynch	Municipal	Grease	SSO Stopped
3/14/24 8:30 PM	2044 Elizabeth Chapman Dr	Air Release Valve	0.05	345	No	Trahon	Municipal	Failure of Air Release Valve	SSO Stopped
3/16/24 4:24 PM	38 Watersview Dr	Manhole	0.72	724	Yes	Cany	Municipal	Solids	SSO Stopped
3/18/24 10:17 AM	3027 Woodview Dr	Cleanout	13.57	4,071	Yes	Cany	Municipal	Undetermined	Ongoing
3/18/24 10:20 AM	5935 Hanging Moss Road	Cleanout	13.57	4,071	No	Hanging Moss	Municipal	Collapsed Pipe	Ongoing
3/18/24 10:37 AM	5935 Westmore Dr	Cleanout	13.56	4,067	No	Hanging Moss	Municipal	Collapsed Pipe	Ongoing

Date & Time Began	Location Street	Overflow Source	Estimated Duration, Day	Estimated Month Volume, Gallons	Reached Waters of the State	Receiving Water	Line Ownership	Reported Cause	SSO Status
3/18/24 12:50 PM	5510 Clinton Ave	Ground Surface (defective pipe underground)	13.47	4,040	No	Hanging Moss	Municipal	Collapsed Pipe	Ongoing
3/18/24 6:52 PM	1066 Barbara Ann Dr	Manhole	0.59	707	Yes	Hardy	Municipal	Undetermined	SSO Stopped
3/19/24 3:14 PM	1840 Westover St	Cleanout	0.02	5	No	Lynch	Municipal	Undetermined	SSO Stopped
3/19/24 3:54 PM	32 Elaine Ct	Cleanout	1.05	315	No	Three Mile	Municipal	Grease and Solids	SSO Stopped
3/19/24 6:05 PM	2011 Alta Woods Blvd	Ground Surface (defective pipe underground)	1.95	586	No	Three Mile	Municipal	Cross bore with gas line	SSO Stopped
3/20/24 9:08 AM	1846 Saint Mary St	Ground Surface (defective pipe underground)	0.32	95	Yes	Belhaven	Municipal	Collapsed Pipe	SSO Stopped
3/20/24 6:50 PM	299 Dona Ave	Ground Surface (defective pipe underground)	31.00	9,300	No	Cany	Municipal	Collapsed Pipe	Ongoing
3/20/24 7:20 PM	1109 Cooper Road	Cave-in	11.19	22,389	Yes	Cany	Municipal	Collapsed Pipe	Ongoing
3/21/24 12:35 PM	1671 Lelia Dr	Manhole	0.92	1,838	Yes	Eubanks	Municipal	Solids and Collapsed Pipe	SSO Stopped
3/21/24 2:39 PM	306 Sylvan Trl	Ground Surface (defective pipe underground)	0.01	12	Yes	Lynch	Municipal	Undetermined	SSO Stopped
3/21/24 3:23 PM	764 Lakeland Dr	Manhole	0.03	57	Yes	Belhaven	Municipal	Grease and Solids	SSO Stopped
3/22/24 1:13 PM	836 Myrtlewood Dr	Manhole	0.18	1,778	Yes	Three Mile	Municipal	Roots	SSO Stopped
3/25/24 12:00 AM	2821 Gretna Green Dr	Manhole	1.68	3,350	Yes	Lynch	Municipal	Undetermined	SSO Stopped
3/25/24 11:20 AM	2455 Belvedere Dr	Cleanout	0.11	33	No	Three Mile	Municipal	Undetermined	SSO Stopped
3/25/24 11:26 AM	3038 Woodview Dr	Cleanout	0.25	76	No	Cany	Municipal	Solids	SSO Stopped
3/25/24 12:54 PM	2430 Belvedere Dr	Manhole	0.12	123	Yes	Three Mile	Municipal	Grease	SSO Stopped
3/26/24 8:48 AM	5361 Queen Mary Lane	Cleanout	1.05	840	No	Lynch	Municipal	Excessive Flow	SSO Stopped

Date & Time Began	Location Street	Overflow Source	Estimated Duration, Day	Estimated Month Volume, Gallons	Reached Waters of the State	Receiving Water	Line Ownership	Reported Cause	SSO Status
3/26/24 2:15 PM	256 Segura Ave	Manhole	1.24	1,483	No	Lynch	Municipal	Grease and Solids	SSO Stopped
3/26/24 7:00 PM	243 Beverly Cir	Manhole	0.07	72	Yes	Lynch	Municipal	Solids	SSO Stopped
3/27/24 2:42 PM	755 Montclair Pl	Ground Surface (defective pipe underground)	4.39	8,775	Yes	Eubanks	Municipal	Collapsed Pipe	Ongoing
3/27/24 7:11 PM	215 Dunbar St	Cleanout	0.75	225	No	Town	Municipal	Grease	SSO Stopped
3/28/24 8:30 AM	38 Watersview Dr	Manhole	0.15	151	Yes	Cany	Municipal	Solids	SSO Stopped
3/28/24 10:22 AM	1018 Mendell Davis Rd	Manhole	3.57	24,976	Yes	Big Creek	Municipal	Collapsed Pipe	Ongoing
3/28/24 4:30 PM	2430 Belvedere Dr	Manhole	0.07	66	Yes	Three Mile	Municipal	Grease	SSO Stopped

TABLE 3B - PRIVATELY OWNED MARCH COLLECTION SYSTEM SSOS

Date & Time Began	Location Street	Overflow Source	Estimated Duration, Day	Estimated Month Volume, Gallons	Reached Waters of the State	Receiving Water	Line Ownership	Reported Cause	SSO Status
3/1/24 2:52 PM	1937 Willaneel Dr	Cleanout	0.02	6	No	Three Mile	Private	Undetermined	SSO Stopped
3/7/24 7:50 AM	4306 Ridgewood Road	Cleanout	24.67	7,402	No	Eubanks	Private	Undetermined	Ongoing
3/11/24 12:20 PM	2843 Randolph St	Cleanout	20.49	6,146	No	Town	Private	Undetermined	Ongoing
3/12/24 2:42 PM	1023 Walnut St	Cleanout	0.01	3	No	Lynch	Private	Undetermined	SSO Stopped
3/12/24 4:43 PM	330 Beechcrest Dr	Cleanout	0.01	2	No	Purple	Private	Undetermined	SSO Stopped
3/13/24 10:37 AM	944 Inge St	Cleanout	18.56	5,567	No	Town	Private	Undetermined	Ongoing
3/13/24 1:35 PM	4437 Liberty Hill Road	Cleanout	18.43	5,530	No	Eubanks	Private	Undetermined	Ongoing
3/13/24 2:23 PM	660 Woodbury Road	Ground Surface (defective pipe underground)	18.40	5,520	No	Eubanks	Private	Collapsed Pipe	Ongoing
3/13/24 4:10 PM	319 Buena Vista Ave	Cleanout	18.33	5,498	No	Lynch	Private	Not Determined	Ongoing
3/14/24 9:46 AM	106 S President St	Cleanout	4.08	1,223	No	Town	Private	Undetermined	SSO Stopped
3/18/24 11:50 AM	1328 Cox St	Cleanout	13.51	4,052	Yes	Lynch	Private	Undetermined	Ongoing

Date & Time Began	Location Street	Overflow Source	Estimated Duration, Day	Estimated Month Volume, Gallons	Reached Waters of the State	Receiving Water	Line Ownership	Reported Cause	SSO Status
3/19/24 1:14 PM	5275 Queen Christina Lane	Cleanout	12.45	3,735	No	Lynch	Private	Undetermined	Ongoing
3/19/24 4:47 PM	745 Benning Road	Cleanout	0.01	4	No	Hanging Moss	Private	Not Determined	SSO Stopped
3/20/24 11:55 AM	550 Naples Road	Cleanout	11.50	3,451	No	Eubanks	Private	Undetermined	Ongoing
3/20/24 1:35 PM	2750 Siwell Road	Cleanout	11.43	3,430	No	Trahan	Private	Undetermined	Ongoing
3/20/24 5:08 PM	1821 Overbrook Dr	Cleanout	11.29	3,386	No	Town	Private	Undetermined	SSO Stopped
3/21/24 7:26 AM	3321 Suncrest Dr	Cleanout	10.69	3,207	No	Cany	Private	Undetermined	SSO Stopped
3/21/24 11:12 AM	945 Larkspur St	Cleanout	10.53	3,160	No	Town	Private	Undetermined	Ongoing
3/21/24 3:46 PM	1925 Gordon St	Cleanout	10.34	3,103	No	Town	Private	Undetermined	SSO Stopped
3/25/24 10:25 AM	1622 Reddix St	Cleanout	6.57	1,970	No	Lynch	Private	Undetermined	Ongoing
3/25/24 3:10 PM	4211 Oakmont Dr	Cleanout	6.37	1,910	No	Lynch	Private	Undetermined	Ongoing
3/26/24 10:49 AM	1003 W Ridgeway St	Cleanout	5.55	1,665	No	Town	Private	Undetermined	Ongoing
3/26/24 11:30 AM	4715 Methodist Home Road	Cleanout	5.52	1,656	No	Town	Private	Undetermined	Ongoing
3/26/24 12:28 PM	1355 Simwood Pl	Cleanout	0.01	2	No	Eubanks	Private	Undetermined	SSO Stopped

Table 4 shows the two Pump Station SSOs experienced in January. There were no Pump Station SSOs in February and March.

TABLE 4 - JANUARY PUMP STATION SSOS

Date & Time Began	Location Street	Overflow Source	Estimated Duration, Day	Estimated Month Volume, Gallons	Reached Waters of the State	Receiving Water	Line Ownership	Reported Cause	SSO Status
1/28/24 12:07 PM	872 Robinwood Dr	Manhole	0.20	203	Yes	Trahon	Municipal	Pump Station	SSO Stopped
1/28/24 12:07 PM	876 Robinwood Dr	Cleanout	0.20	407	Yes	Trahon	Municipal	Pump Station	SSO Stopped

There were no West Bank Interceptor (WBI) SSOs in the months of January or February 2024. Table 5 shows the three WBI SSOs experienced in March.

TABLE 5 - MARCH WEST BANK INTERCEPTOR (WBI) SSOS

Date & Time Began	Location Street	Overflow Source	Estimated Duration, Day	Estimated Month Volume, Gallons	Reached Waters of the State	Receiving Water	Line Ownership	Reported Cause	SSO Status
3/17/24 11:15 AM	345 Saint Andrews Dr	Manhole	2.07	74,625	Yes	Pearl	Municipal	Excessive Flow	SSO Stopped
3/8/24 12:35 PM	3315 Lakeland Ter	Manhole	9.14	457,118	Yes	Eubanks	Municipal	Excessive Flow	SSO Stopped
3/26/2024 16:34	408 S Jefferson St	Manhole	0.31	100,000	Yes	Pearl	Municipal	Excessive Flow	SSO Stopped

1.2 Prohibited Bypasses

Table 6, Table 7, and Table 8 show the details of the four prohibited bypasses that the system experienced in the months of January, February, and March 2024. Notification of these bypasses was timely made to MS DEQ.

TABLE 6 - JANUARY PROHIBITED BYPASSES

Date Began	Time Began	Location	Source	Estimated Duration, Days	Estimated Volume, Million Gallons	Reached Waterway	Rainfall, Inches	Reported Cause
1/8/24	11:14 P.M.	Savanna WWTP	Storm Lagoon	2	76.06	Yes	1.42	High Flows
1/24/24	7:55 A.M.	Savanna WWTP	Storm Lagoon	9	360.03	Yes	10.74	High Flows and High River

TABLE 7 - FEBRUARY PROHIBITED BYPASSES

Date Began	Time Began	Location	Source	Estimated Duration, Days	Estimated Volume, Million Gallons	Reached Waterway	Rainfall, Inches	Reported Cause
2/11/24	6:02 A.M.	Savanna WWTP	Storm Lagoon	4	182.75	Yes	2.84	High Flows and High River

TABLE 8 - MARCH PROHIBITED BYPASSES

Date Began	Time Began	Location	Source	Estimated Duration, Days	Estimated Volume, Million Gallons	Reached Waterway	Rainfall, Inches	Reported Cause
3/8/24	9:27 A.M.	Savanna WWTP	Storm Lagoon	11	738.06	Yes	5.24	High Flow and High River (above flood stage)

Section 2: Narrative Report

Because of a chronic failure to properly operate the Sewer System over a period of years, on September 30, 2023, the U.S. District Court for the Southern District of Mississippi entered a Stipulated Order on the Sewer System and appointed an Interim Third-Party Manager, Edward "Ted" Henifin, and JXN Water to maintain the City of Jackson, MS Sewer System. This quarterly report summarizes activities affecting the operation of the Sanitary Sewer System serving the City of Jackson, Mississippi during the 1st quarter of 2024.

2.1 Projects and Activities

JXN Water staff evaluates all the sewer calls that come into the city for concerns. All locations of concern are evaluated to confirm the sewer issues and are dispatched to the appropriate team to address the issue. JXN Water hired Closed Circuit Television (CCTV) and Construction contractors to help address the hundreds of sewer issues found throughout the City of Jackson, Mississippi.


In the Queens area sewer, approximately 5,700 linear feet (LF) have been cleaned and/or televised to date. This quarter, nine point repairs were completed, and two point repairs are in progress.

Approximately 127,400 LF of sewer were completed this quarter with regard to the annual sewer cleaning and CCTV contract. A total of 252,400 LF (47.8 miles) have been completed to date.

Considerable progress has been made investigating service request locations. Fewer than 650 service requests are still pending in the system out of more than 2,200 that JXN Water inherited.

Construction contractors have repaired 128 sewer failure locations throughout Jackson this quarter. The total number of repaired sewer failure locations to date is 218. This figure includes emergency sewer failures as well as many unlisted locations due to priority of issues. Not included in this figure are six manhole lid/frame repairs.

8,311 LF of cured-in-place-pipe (CIPP) have been completed this quarter.



2.2 Delays

JXN Water previously requested a 60-day extension for the deadline to submit an Implementation Schedule for the Priority Projects. The schedule for Priority Projects is included in this report. A more complete evaluation of the Savanna WWTP is currently underway and some of the Priority Projects related to that treatment plant may vary in scope (and schedule) from the preliminary list included as **Appendix A** to the Order. It is expected that the updated list of priority projects will be available for the October 2024 Quarterly Report.

2.3 Modifications to Sewer Project Priority List and Implementation Schedule

Project 8 in **Appendix A** to the Order is listed as Savanna WWTP Emergency Repairs/Replace Dewatering Equipment. The project elements listed in Appendix A to the Order are being evaluated, along with other improvements, that will reduce prohibited bypasses and improve compliance with the facility's NPDES permit. Similarly, Project 11 Savanna WWTP Phase 1B, Type 2 Improvements are also being evaluated, and the elements listed will likely change. The list will be updated when this assessment is complete and is anticipated to be ready in time for the October Quarterly Report. A preliminary implementation schedule for the Priority Projects is shown in **Table 9**.

TABLE 9 - JXN WATER MASTER SCHEDULE FOR PRIORITY PROJECTS

Priority Ranking	Project Name	Project Description	Work Accomplished To Date	Complete
1	Queens Area Sewer Rehabilitation Project	Rehabilitation of the sewers within the Queens Project Area 3-6 focusing on, but not necessarily limited to, dry weather SSO reduction and point repairs to address sewer line collapses.	Approximately 5,700 linear feet of Cleaning and CCTV completed. 9 point repairs completed. 2 point repairs underway.	12/31/2025
2	Emergency Sewer Failures	Complete cleaning and closed-circuit television (CCTV) for the rehabilitation and/or replacement of the Emergency Sewer Failure locations listed in Appendix C.	140 issues completed. 28 issues in progress.	12/31/2025
3	Annual Sewer Cleaning & CCTV Contract	Contract for annual sewer cleaning and CCTV, and complete 100 miles/year. Coordinate this annual cleaning and CCTV work with the prioritized Service Request Investigations below.	252,400 linear feet of cleaning and CCTV.	12/31/2024
4	Investigate Service Request Locations	Contract an annual investigation of sewer issues coming from the 2,200 Service Request locations and coordinate cleaning and CCTV with the Annual Sewer Cleaning & CCTV Contract above. Work to be done included in existing contracts with Q Solutions and Time and Material cleaning and inspection contracts.	There are less than 650 Service Request locations still being evaluated. All others have been addressed.	12/31/2024

Priority Ranking	Project Name	Project Description	Work Accomplished To Date	Complete
5	Mill Street Sewer Rehabilitation Project	Re-route 2,200 linear feet of sewer that crosses a railroad (RR) yard, where the sewer line has collapsed underneath the RR tracks. A new sewer line will be constructed around the RR yard and the existing sewer line will be filled with flowable fill and abandoned in place.	Re-evaluation of the project is underway.	This project requires complete reevaluation. Reevaluation complete 12/31/2024. Construction schedule to be included in reevaluation. Construction complete TBD
6	West Bank Interceptor Rehabilitation	Complete the cleaning and rehabilitation of the West Bank Interceptor (WBI) for Project 6 Segment Phase (MH IT0118 to MH IT0136). This repair will address the low manhole that is believed to be a major contributing source of inflow during a river stage in excess of 26 ft. The project will also address any needed grouting work of the interceptor and manholes in the Country Club area of the WBI. Identify additional major river water inflow locations and defects causing significant volumes during a river stage above 26 ft. Develop and implement the repair plan, including a schedule of implementation.	Re-evaluation of the project is underway.	This project requires complete reevaluation. Reevaluation complete 12/31/2024. Construction schedule to be included in reevaluation. Construction complete TBD
7	Savanna WWTP 100 MGD Peak Flow Wastewater Pump	Replace the 100 million gallons per day (MGD) Peak Flow Pump that discharges flow from the Influent Pump Station to the Stormwater Lagoon cells. USACE to purchase and install new pump with VFD.	USACE awarded supply and install contract for replacement pump and motor.	Complete 9/30/2026
8	Savanna WWTP Emergency Repairs/ Replace Dewatering Equipment	Replace 54-inch line from inside Influent Pump Station to Headworks, replace return activated sludge (RAS) Pump # 2, and install permanent dewatering equipment to eliminate monthly cost for renting two belt filter presses.		Reevaluation Complete 12/31/2024. Needs Reevaluation to prioritize most critical improvements.
9	Savanna Peak Cell Lagoon Cells	Clean out the three peak flow lagoon cells at the Savanna WWTP.	Initiated development of contract Scope of work. Conducted survey of solids build up.	Complete 10/31/2026
10	Trahon WWTP Rehabilitation	Conduct a Comprehensive Performance Evaluation and a Composite Correction Program (CCP) for the Trahon WWTP. Implement the CCP as schedule permits. Make immediate repairs to maintain operations as needed.	Implementation schedule to be determined in CCP	CCP Complete 12/31/2025

Priority Ranking	Project Name	Project Description	Work Accomplished To Date	Complete
11	Savanna WWTP Phase 1B Type 2 Improvements	Construct new septage/Fat, Oils, and Grease (FOG) receiving station, rehabilitate one screw pump at the Effluent Pump Station, add 6th secondary clarifier, add new dewatering equipment, add covered sludge storage facilities along with new waste activated sludge (WAS) storage tank, construct new gravity thickeners, address structural deterioration in Influent Pump Stations, and rehabilitate the 84-inch line from Sludge Lagoons to Pump Station.	This project requires complete reevaluation. Reevaluation complete 12/31/2024. Construction schedule to be included in reevaluation.	Reevaluation complete 12/31/2024. Construction complete TBD

Table 10 shows the list of Emergency Repairs from Appendix C of the Stipulated Order, including the status of work completed and pending for this quarter. The following summarizes the status of the emergency repairs during this quarter:

- ♦ Resolved for Quarter – 140 (All issues resolved/repair has been complete)
- ♦ In Progress for Quarter – 28 (Work has started or has been assigned)
- ♦ Pending for Quarter – 47 (On list but has not been assigned or type of repair confirmed yet)

The total of 218 shown in **Table 10** is due to three duplicate locations (denoted by *); the actual count of repairs is 215.

TABLE 10 - JXN WATER MASTER SCHEDULE FOR EMERGENCY REPAIRS IN APPENDIX C PROJECTS

Legend	In Progress	Resolved	Pending
--------	-------------	----------	---------

Count of Current Sewer Failure	COJ Service Request Number	Approximate Address (Building Number Omitted)	Status
1	301858	St. Ann Drive/ Laurel Street	In Progress
2	264524	Bienville Dr	Resolved
3	204398	Forest Avenue	In Progress
4	264679	Avondale Street	Pending
5	298138/313511	Medgar Evers Blvd	In Progress
6	280276/200705	John St	Resolved
7	272537	Shamrock Drive	In Progress
8	302011	Redbud Rd	In Progress
9	269447/288420	Eagle Ave	Resolved
10	275126	Queen Anne Lane	In Progress

Count of Current Sewer Failure	COJ Service Request Number	Approximate Address (Building Number Omitted)	Status
11	243766	Sumner St	Pending
12	19-245507/279686/319024	First Ave	Resolved
13	267126/308163	Briarcliff Circle	Resolved
14	268885	Colonial Circle	Resolved
15	283878	Marla Ave	In Progress
16	273029/295174	Belmede Pl	Resolved
17	19-258482	Queen Margaret Lane	In Progress
18	20-262905	Ferguson Drive	Resolved
19	20-263594	Cox Street	Pending
20	20-264909	E. Amite St	Resolved
21	20-261121	Deer Park St	In Progress

Count of Current Sewer Failure	COJ Service Request Number	Approximate Address (Building Number Omitted)	Status
22	302014	South Denver St	Resolved
23	269405/260791	Westhaven Blvd	Pending
24	282739	Cherokee Drive	Pending
25	20-269494	Monterey St	Resolved
26	20-271979/305039	Riverwood Drive	Pending
27	269344/268431	Pittsburg St/Rhodes Lane	Pending
28	270929/299173/309068/299305	Combs St	Resolved
29	264339	Reaves St	Resolved
30	267708	Lexington Ave	Resolved
31	275383/315164	N. Prentiss St	In Progress
32	269468/298035	Princeton St	Resolved
33	262364	Texas Ave	Pending
34	266562	Intersect. Sewanee Dr @ Mt. Vernon	Resolved
35	274457	Queen Julianna Lane	Resolved
36	277961	Charleston Drive	Pending
37	272114/262114	Tifton Drive	Resolved
38	275013	Gunda Street	Resolved
39	263493/309482	Queen Elizabeth Lane	Resolved
40	282722	North State Street	Resolved
41	283240	Willaneel Drive	In Progress
42	283490/279225	Marlendo Drive	Pending
43	281636	Pear Orchard Place	Resolved
44	284183	Downing Street/ Mitchell St	Pending
45	282331	Dixie Drive (Lake Drive)	Resolved
46	273792/271999	Robin Dr	Resolved
47	81524	Winter View Dr	Resolved

Count of Current Sewer Failure	COJ Service Request Number	Approximate Address (Building Number Omitted)	Status
48	275044	St. Andrews Dr	Resolved
49	277054	Winter View Dr	Resolved
50	279121/285148	Meadow Heights Drive/ Meadowhill Dr	Resolved
51	281249/285363	N. West/Josanna St	Resolved
52	281554	Springdale Drive	Pending
53	283210	Topp Ave	Resolved
54	285272	N. West St	Resolved
55	285632	Eastview St	In Progress
56	288075	Castle Cove	Resolved
57	288970	Lea Circle and McDowell Road	In Progress
58	289295	Cooper Road	Resolved
59	289501	Woodway Drive	Pending
60	289904	Bloom St and E. Church St	Resolved
61	290001	Brookwood Road	Pending
62	271598	Fortification/Maple	Resolved
63	229118	Forest Hill Road/ Cooper Road	Resolved
64	282098	E. Monument Road	Resolved
65	316993/314488	Livingston Road	Resolved
66	295280/290870	E. Rankin Street	Resolved
67	284942	Cherry Hills Drive	Resolved
68	286901	Dogwood Drive	Resolved
69	292766	Warner Ave	Resolved
70	277523	Porter Street	Resolved
71	273842	Alta Woods Blvd	In Progress
72	283878	Marla Drive	In Progress

Count of Current Sewer Failure	COJ Service Request Number	Approximate Address (Building Number Omitted)	Status
73	294627	Tara Road and Glen Erin St	In Progress
74	290766/304414	Queen Catherine Lane	In Progress
75	295677	Flag Chapel Road	Pending
76	295621	Erie St and Palmyra St	Pending
77	294522	Redwood Ave	Resolved
78	289762	Forest Ave	Resolved
79	295859	Casablanca Dr	Resolved
80	298741	N. State St	Resolved
81	291974	Chelsea Ct	Resolved
82	283584	Robinson Road	Resolved
83	300530	Robinson Street	Pending
84	300326	I-55 N. Frontage Road	Resolved
85	300368	I-55 Frontage Road	Pending
86	296693	Woody Drive	Resolved
87	299305/309068	Combs Ave	Resolved
88	301288	McTyere Ave	Pending
89	288691	Maria Drive	Resolved
90	304170	Oakhurst Dr	Resolved
91	304178/298870/298328	Heritage Place	Resolved
92	303606	Robinson Road	Resolved
93	302287	Stuart St	Resolved
94	302340	Wooddell Drive	Resolved
95	303162	Copper Road	Resolved
96	299057	East Drive	Resolved
97	303958	Scots Glen	Pending
98	300542	Daniel Lake Blvd	Pending
99	300658	Shady Oak St	Pending
100	302237	Chestnut St	Pending

Count of Current Sewer Failure	COJ Service Request Number	Approximate Address (Building Number Omitted)	Status
101	302582	Macon St	Resolved
102	303331	Ellis Ave	Resolved
103	303772	Galvez St	Pending
104	278741	Watkins Drive	Resolved
105	247504	Jones Ave	Resolved
106	299401	Sage St	Resolved
107	225512/234587	Briarfield Road	Resolved
108	301608	Alta Wood Blvd	Resolved
109	301820	Earle St	Pending
110	286111	Briarfield Road	Pending
111	299140	Springfield Circle	Resolved
112	303959	Welota Drive	Resolved
113	290889	Robinhood Road	Resolved
114	297955	Kinder Dr	Resolved
115	299648	Ridgewood Road	Resolved
116	300053	McTyere Ave	Resolved
117	302087	Peachtree St	Resolved
118	302728	Old Canton Road	Resolved
119	302794	Crestwood Place	Resolved
120	304170	Oakhurst Drive	Resolved
121	304528	Lorenz Blvd	Resolved
122	304165	Dansby St	Resolved
123	305506	Beechwood Ct	Resolved
124	306391	Brookdale St	Pending
125	302211/308084	Cedarhurst Road	Resolved
126	306885	Chatham Circle	Resolved
127	304267/248573	Coronet Place	Resolved
128	309487	Country Club Drive	Resolved
129	308102	Greenview Dr	Resolved

Count of Current Sewer Failure	COJ Service Request Number	Approximate Address (Building Number Omitted)	Status
130	309076	Greenview Dr	Resolved
131	311162	Lexington Ave/ Delaware Ave	In Progress
132	307784	Meadow Ridge Dr	In Progress
133	304215	Monaco St	Resolved
134	309086	Yerger St	Pending
135	305164	Woody Drive	Resolved
136	307794/296693	Woody Drive	Resolved
137	306457	Tennessee Ave	Pending
138	305288	S. Gallatin St/Beatty St	Resolved
139	308680	Raymond Rd	Resolved
140	308689	Raintree Pl	Pending
141	303021	Primos Ave	Resolved
142	308274	Parkway Ave	Resolved
143	305915	Bailey Ave	Pending
144	306034	Morningside St	Resolved
145	306455	Old Canton Road	Resolved
146	309171	Linda Lane	Pending
147	308462	Sunnylane Dr	Resolved
148	298039	Westmore Drive	In Progress
149	306602	Winn St	Pending
150	305900	Overbrook Dr	Resolved
151	305854/303748	Wiggins St	Resolved
152	227744	Ilano Dr	In Progress
153	309931	John St	Resolved
154	311950	Melwood Pl	Resolved
155	312773	Cummins St	In Progress
156	312526	Heritage Hill Dr	Resolved
157	312758/311595	Katherine Blvd	Resolved

Count of Current Sewer Failure	COJ Service Request Number	Approximate Address (Building Number Omitted)	Status
158	312798	E. Northside Dr	In Progress
159	315343	Terry Road/Minerva St	Resolved
160	314221	Cole Street	Pending
161	314240	Mitchell Ave	Pending
162	314277	Forest Park Dr	Pending
163	314348	Mimosa Dr	Resolved
164	314684	Crestview Ave	Resolved
165	315164	N. Prentiss St	Resolved
166	315206	Forest Park Dr	Pending
167	315101	Will O Wisp Way	Resolved
168	314761	Tennyson St	Resolved
169	314801	St. Ann St	Resolved
170	315285	McDowell Cir	Resolved
171	315256	Mendell Davis Dr	Pending
172	259305	Clinton Blvd	Resolved
173	316439	Raymond Road	Pending
174	316423/262309	Ramada Cir	In Progress
175	309667	Normandy Dr	Resolved
176	316624	Camilla Dr	Resolved
177	316821	Queen Mary Lane/ Queen Julianna Lane	Resolved
178	316889/321143	Taylor St	Resolved
179	316876	Churchill Dr	Resolved
180	298192	Kirkley Dr	Pending
181	310276	Naples Road	Resolved
182	281339	Madison St	In Progress
183	304669	Livingston Road	Resolved
184	317120	East Lane	Resolved
185	267126	Briarcliff Circle	Resolved

Count of Current Sewer Failure	COJ Service Request Number	Approximate Address (Building Number Omitted)	Status
186	318215	Kingsroad Ave	Resolved
187	312574	Cooper Road	Resolved
188	313679	Medgar Evers Blvd	In Progress
189	316062	Florence Ave	Resolved
190	298090	Greymont Ave	Resolved
191	315176	Bellevue Place and N. Jefferson	Resolved
192	314223	Columbia Ave	Pending
193	303384	Glen Erin Road	Resolved
194	310885/282513	Woodmont Dr	Resolved
195	274400/292981	Sewanee Dr	Resolved
196	313051	Wightman St	Resolved
197	309955	Hair St	Resolved
198	268037	Archer Ave	In Progress
199	284298	Beatrice Dr	Pending
200	271116	Pecan Blvd	In Progress
201	309423	Congress St	Resolved
202	318597	N. Prentiss St	Resolved
203	318435/315684	Cedars of Lebanon	Resolved
204	316882/317070	Quinn St	Resolved
205	318516	Lyncrest Ave	Resolved
206	319128	I-55 Frontage Road	Resolved
207	318049	St. Mary	Resolved
208	318669	N. State St	Pending
209	302865	Cooper Road/Terry Road	Pending
210	315432	Council Circle	Resolved
211	299807	Presto Lane/Highland Dr	Pending

Count of Current Sewer Failure	COJ Service Request Number	Approximate Address (Building Number Omitted)	Status
212	304650	S. West St	Pending
213	318644	China Lane	Pending
214	311395	Clubview Dr	Resolved
215	324810/324017	Fairfax Circle	Resolved
*	20-264909	E. Amite St	Resolved
*	279225	Chelsea Drive	Resolved
*	304699	Topp Ave and Lincoln Ave	Resolved

2.4 Accounting of Expenditures

The Supplemental Environmental Project Fund balance, as of March 31, 2024, was \$650,318.64.

Table 11 shows expenditures from the Sewer O&M account funded by the local revenues collected. **Table 12** shows expenditures from the Professional Services account, also funded by local revenues with the exception of the ITPM Compensation, which is funded with interest earned on JXN Water accounts.

TABLE 11 - JXN WATER SEWER O&M ACCOUNT TRANSACTIONS

Name	Amount
Anding Construction Services	\$ 2,120,519.96
Brown & Caldwell	\$ 287,701.13
Compliance EnviroSystems, LLC	\$ 2,149,905.00
Crosby Construction Services, Inc.	\$ 7,615.47
CSL Services, Inc.	\$ 107,380.00
Delta Constructors	\$ 2,146,149.95
Hydroflow Solutions	\$ 965,500.00
Matlock Concrete Contractors, LLC	\$ 22,750.00
Q Solutions	\$ 293,840.88
Spatco Energy Solutions, LLC	\$ 600.00
Suncoast Infrastructure, Inc.	\$ 588,637.80
Utility Constructors, Inc.	\$ 2,599,824.87
Veolia Water North Avenue	\$ 5,388,286.05
Wicker Construction, Inc.	\$ 190,413.36
Total	\$ 16,869,124.47

MBE Spend: \$1,259,340.88 (7.5 percent)



**TABLE 12 - JXN WATER EXPENDITURES FROM PROFESSIONAL SERVICES ACCOUNT
ITPM PROFESSIONAL SEWER BUDGET FOR FIRST 12 MONTHS**

	Budget	Thru 3/31/24	Percent
ITPM Compensation - \$8,000/month			
<ul style="list-style-type: none"> ♦ Salary ♦ Living expenses ♦ Travel expenses 	\$96,000		
ITPM Compensation Subtotal	\$96,000	\$48,000	50%
ITPM Staff Compensation and Expenses			
<ul style="list-style-type: none"> ♦ Local deputy administrator/senior project manager ♦ Project managers/contract inspectors ♦ Contract administrator/invoice processor ♦ Environmental compliance manager ♦ Other staff as needed 	\$200,000		
<ul style="list-style-type: none"> ♦ Payroll taxes, fringe benefits, and human resources administration 	\$80,000		
ITPM Staff Compensation and Expenses Subtotal	\$280,000	0	0
ITPM Contractor and Consultant Support and Services			
General and regulatory legal support		\$57,473.50	
Program Manager - Brown and Caldwell		\$287,701.13	
On-Site Manager - Q Solutions		\$293,840.88	
ITPM Contractor and Consultant Support and Services Subtotal	\$750,000	\$639,015.51	85.2%
Other Direct Expenses			
<ul style="list-style-type: none"> ♦ Phones and computers for ITPM and staff ♦ Professional liability insurance ♦ Office supplies/miscellaneous consumables ♦ Other direct expenses as needed 			
Other Direct Expenses Subtotal	\$0	0	0
OVERALL ITPM PROFESSIONAL BUDGET TOTAL	\$1,126,000	\$687,015.51	61%

2.5 Projection of Work for Upcoming Quarter

JXN Water Sewer Cleaning and CCTV Contractors will continue to clean and televise the sewer system throughout the city. This work will focus on known issue locations that have not been previously evaluated. Also, new locations with issues called in by residents and businesses throughout the City will continue to be evaluated.

JXN Water will continue to prioritize sewer repairs based on the impacts it causes to its customers, first addressing overflows or backups to structures and sensitive properties (playground, schools, healthcare, and high traffic/safety issues). JXN Water plans to perform the following during the next quarter:

- Clean and CCTV 20 miles of sewer throughout the city's sewer system
- Perform around 30 construction sewer repairs fixing collapses
- Perform Cured in Place Pipe (CIPP) construction of approximately 4,000 linear feet (LF) of sewer

2.6 Trends Analysis

As part of the requirements of the Stipulated Order, a Trends Analysis is required for this Quarterly Reporting period to cover the period of October 2023 through December 2023.

Figure 1 shows the SSOs for the quarter in municipally owned collection systems by cause percentage. The largest percentage is due to collapsed pipes.



FIGURE 1 - PERCENTAGE OF MUNICIPALLY OWNED COLLECTION SYSTEM SSOS BY CAUSE

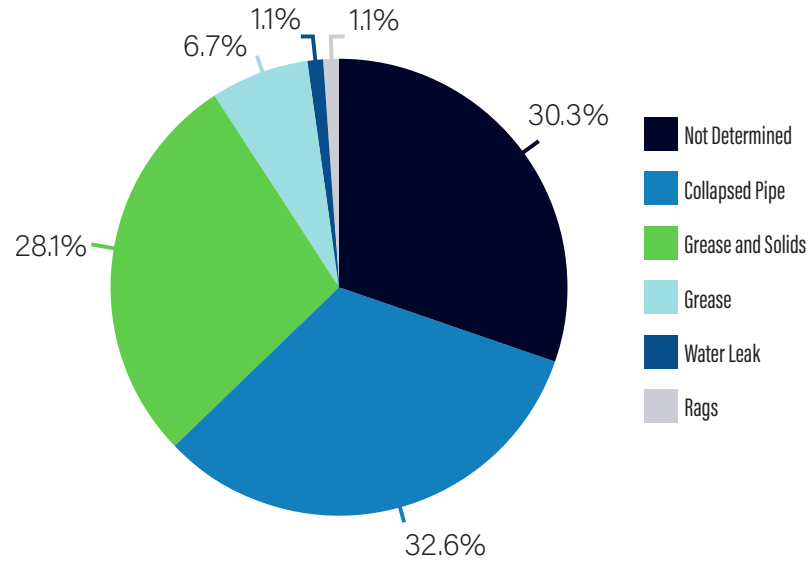


FIGURE 2 - PERCENTAGE OF PRIVATELY OWNED COLLECTION SYSTEM SSOS BY CAUSE

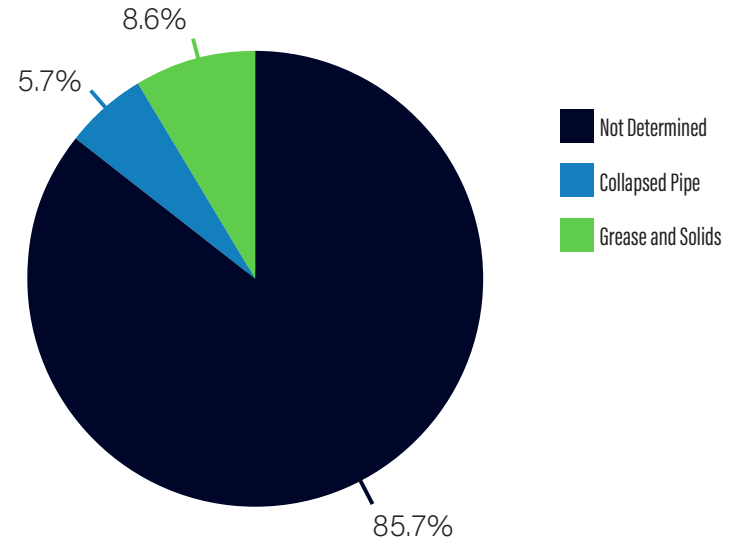


FIGURE 3 - VOLUME OF COLLECTION SYSTEM SSOS BY LINE OWNERSHIP

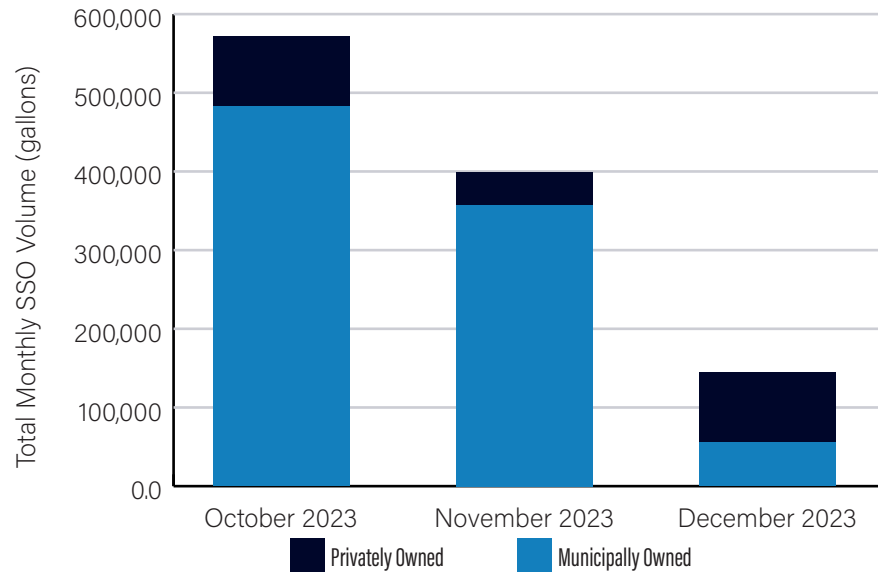


FIGURE 4 - MUNICIPALLY OWNED COLLECTION SYSTEM SSOS BY CAUSE

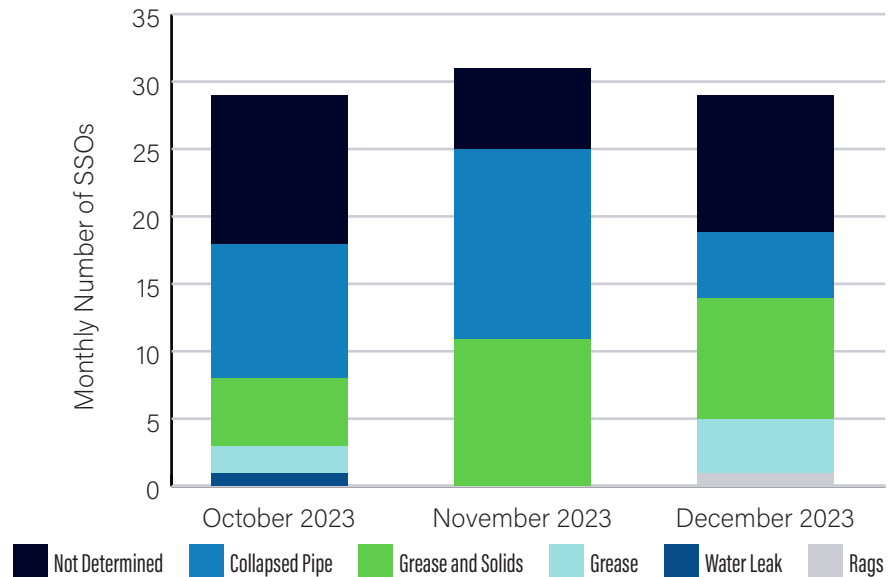


Figure 5 shows the total number of SSOs for each month of the quarter in privately owned collection systems by cause.

FIGURE 5 - PRIVATELY OWNED COLLECTION SYSTEM SSOs BY CAUSE

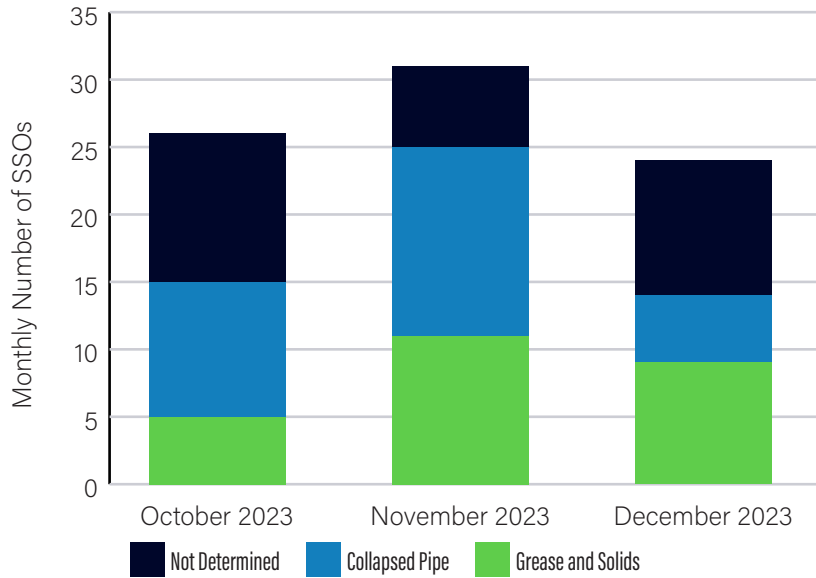
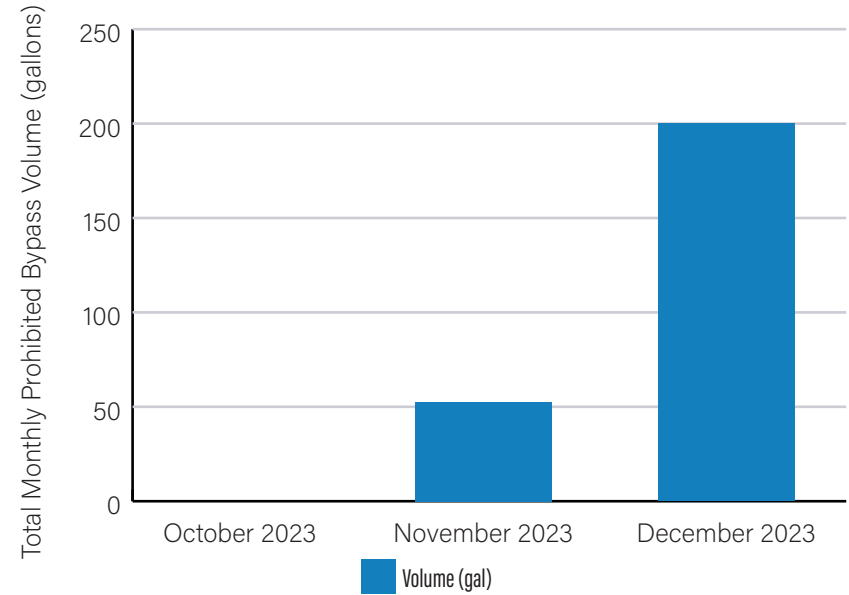


Figure 6 shows the total prohibited bypass volume for each month of the quarter.

FIGURE 6 - MONTHLY PROHIBITED BYPASS VOLUME



Appendix A

Historical Sanitary Sewer Overflows (Prior to Effective Date)

Sanitary Sewer Overflows existing prior to the effective date that remain active. JXN Water is working to resolve all SSOs and will remove these from future reports once resolved.

TABLE 13 - HISTORICAL (PREDATE THE ORDER) COLLECTION SYSTEM SSOs - January 2024

Date & Time Began	Location Street	Overflow Source	Estimated Duration, Day	Estimated Month Volume, Gallons	Reached Waters of the State	Receiving Water	Line Ownership	Reported Cause	SSO Status
9/29/18 12:00 AM	4512 Normandy Dr	Ground Surface (defective pipe underground)	31.00	155,000	Yes	Eubanks	Municipal	Collapsed Pipe	Ongoing
4/11/19 12:00 AM	Valley St	Ground Surface (defective pipe underground)	19.00	11,400	Yes	Lynch	Municipal	Collapsed Pipe	SSO Stopped
6/5/20 12:00 AM	4528 / 4530 / 4520 Normandy Dr	Ground Surface (defective pipe underground)	31.00	155,000	Yes	Eubanks	Municipal	Collapsed Pipe	Ongoing
10/8/20 12:00 AM	133 S. Prentiss St	Cleanout	31.00	9,300	No	Town	Municipal	Collapsed Pipe	Ongoing
6/1/21 12:00 AM	315, 317, 328, 334, 362 Lexington Ave	Ground Surface (defective pipe underground)	31.00	223,200	Yes	Lynch	Municipal	Collapsed Pipe	Ongoing
8/15/21 12:00 AM	4625 Casablanca Dr	Ground Surface (defective pipe underground)	31.00	223,200	Yes	Eubanks	Municipal	Collapsed Pipe	Ongoing
10/7/21 12:00 AM	448 / 454 Forest Ave	Ground Surface (defective pipe underground)	1.00	2,000	No	Hanging Moss	Municipal	Collapsed Pipe	SSO Stopped
10/21/21 12:00 AM	325 & 342 Heritage Pl	Ground Surface (defective pipe underground)	31.00	93,000	No	Trahon	Municipal	Collapsed Pipe	Ongoing
10/27/21 12:00 AM	200 Blk Princeton St	Manhole	28.33	70,833	Yes	Town	Municipal	Collapsed Pipe	SSO Stopped
11/5/21 1:15 PM	714 / 726 Eagle Ave	Other	3.00	1,500	Yes	Eubanks	Municipal	Collapsed Pipe	SSO Stopped

Date & Time Began	Location Street	Overflow Source	Estimated Duration, Day	Estimated Month Volume, Gallons	Reached Waters of the State	Receiving Water	Line Ownership	Reported Cause	SSO Status
1/10/22 12:00 AM	955 / 1008 Stuart Pl	Manhole	31.00	9,300	Yes	Hardy	Municipal	Collapsed Pipe	Ongoing
6/3/22 12:00 AM	4206 Brookdale St	Cave-in	31.00	9,300	Yes	Eubanks	Private	Collapsed Pipe	Ongoing
9/13/22 6:41 PM	1208 Crestview Ave	Cleanout	31.00	9,300	No	Town	Municipal	Collapsed Pipe	Ongoing
9/13/22 6:41 PM	1208 Crestview Ave	Cleanout	31.00	31,000	No	Town	Municipal	Collapsed Pipe	Ongoing
10/26/22 12:00 AM	1644 Camellia Lane	Manhole	31.00	31,000	Yes	Lynch	Municipal	Collapsed Pipe	Ongoing
11/17/22 12:00 AM	325 Queen Julianna Lane	Cleanout	31.00	9,300	No	Lynch	Municipal	Undetermined	Ongoing
12/12/22 1:30 AM	445 Cummins St	Cleanout	31.00	15,500	No	Lynch	Private	Undetermined	Ongoing
1/19/23 12:00 AM	1515 Maria Dr	Manhole	18.71	56,125	Yes	Hardy	Municipal	Collapsed Pipe	SSO Stopped
1/25/23 12:00 AM	2002 Robinson Road	Ground Surface (defective pipe underground)	31.00	24,800	No	Lynch	Private	Collapsed Pipe	Ongoing
1/26/23 3:30 PM	643 Hughes St	Ground Surface (defective pipe underground)	23.52	70,548	Yes	Lynch	Private	Undetermined	SSO Stopped
2/21/23 12:00 AM	2118 East Dr	Ground Surface (defective pipe underground)	31.00	93,000	Yes	Three Mile	Municipal	Collapsed Pipe	Ongoing
3/1/23 12:00 AM	4611 Meadow Ridge Dr	Ground Surface (defective pipe underground)	31.00	155,000	Yes	Eubanks	Municipal	Collapsed Pipe	Ongoing
3/14/23 12:00 AM	1201 & 1203 Woody Dr	Ground Surface (defective pipe underground)	31.00	18,600	Yes	Cany	Private	Undetermined	Ongoing
3/31/23 8:47 AM	652 Buena Vista Ave	Cleanout	31.00	9,300	Yes	Lynch	Private	Undetermined	Ongoing
5/15/23 10:00 AM	433 E Northside	Cleanout	31.00	15,500	No	Hanging Moss	Municipal	Undetermined	Ongoing
5/25/23 12:00 AM	1910 First Ave	Cleanout	31.00	9,300	Yes	Lynch	Municipal	Collapsed Pipe	Ongoing
6/2/23 1:48 PM	839-841 Eastview St	Ground Surface (defective pipe underground)	31.00	31,000	No	Lynch	Municipal	Collapsed Pipe	Ongoing
6/14/23 2:35 PM	374 Heritage Pl	Manhole	31.00	62,000	Yes	Trahon	Municipal	Collapsed Pipe	Ongoing

Date & Time Began	Location Street	Overflow Source	Estimated Duration, Day	Estimated Month Volume, Gallons	Reached Waters of the State	Receiving Water	Line Ownership	Reported Cause	SSO Status
7/12/23 11:18 AM	215 Culley Dr	Ground Surface (defective pipe underground)	1.00	500	Yes	Hanging Moss	Municipal	Collapsed Pipe	SSO Stopped
8/2/23 12:00 AM	140 Cherry Hills	Ground Surface (defective pipe underground)	31.00	310,000	Yes	Hardy	Municipal	Collapsed Pipe	Ongoing
8/8/23 1:22 PM	844 Combs St	Manhole	31.00	46,500	Yes	Three Mile	Municipal	Collapsed Pipe	Ongoing
8/17/23 12:00 AM	387 Naples Road	Ground Surface (defective pipe underground)	31.00	37,200	Yes	Eubanks	Municipal	Collapsed Pipe	Ongoing
9/1/23 12:00 AM	4340 Woodland Ave	Cleanout	30.38	9,115	No	Eubanks	Private	Undetermined	SSO Stopped
9/30/23 10:39 AM	5217 Meadow Oaks Park Dr	Cleanout	31.00	9,300	No	White Oak	Private	Undetermined	Ongoing

TABLE 14 - HISTORICAL (PREDATE THE ORDER) COLLECTION SYSTEM SSOs - February 2024

Date & Time Began	Location Street	Overflow Source	Estimated Duration, Day	Estimated Month Volume, Gallons	Reached Waters of the State	Receiving Water	Line Ownership	Reported Cause	SSO Status
6/5/20 12:00 AM	4528 / 4530 / 4520 Normandy Dr	Ground Surface (defective pipe underground)	29.00	145,000	Yes	Eubanks	Municipal	Collapsed Pipe	Ongoing
10/8/20 12:00 AM	133 S. Prentiss St	Cleanout	29.00	8,700	No	Town	Private	Undetermined	Ongoing
6/1/21 12:00 AM	315, 317, 328, 334, 362 Lexington Ave	Ground Surface (defective pipe underground)	29.00	208,800	Yes	Lynch	Municipal	Collapsed Pipe	Ongoing
8/15/21 12:00 AM	4625 Casablanca Dr	Ground Surface (defective pipe underground)	28.71	206,700	Yes	Eubanks	Municipal	Collapsed Pipe	SSO Stopped
10/27/21 12:00 AM	200 Blk Princeton St	Manhole	0.44	656	Yes	Town	Municipal	Collapsed Pipe	SSO Stopped
1/10/22 12:00 AM	955 / 1008 Stuart Pl	Manhole	25.00	7,500	Yes	Hardy	Municipal	Collapsed Pipe	SSO Stopped

Date & Time Began	Location Street	Overflow Source	Estimated Duration, Day	Estimated Month Volume, Gallons	Reached Waters of the State	Receiving Water	Line Ownership	Reported Cause	SSO Status
1/15/22 11:15 AM	4 Creekwood Pl	Ground Surface (defective pipe underground)	22.00	110,000	No	Purple	Municipal	Grease and Collapsed Pipe	SSO Stopped
4/21/22 12:00 AM	102 Cedarhurst Road	Cleanout	29.00	8,700	Yes	Eubanks	Municipal	Collapsed Pipe	Ongoing
6/3/22 12:00 AM	4206 Brookdale St	Ground Surface (defective pipe underground)	29.00	8,700	Yes	Eubanks	Private	Collapsed Pipe	Ongoing
9/13/22 6:41 PM	1208 Crestview Ave	Cleanout	22.00	6,600	No	Town	Municipal	Collapsed Pipe	SSO Stopped
10/25/22 12:00 AM	408 E. Northside Dr	Ground Surface (defective pipe underground)	29.00	145,000	Yes	Eubanks	Municipal	Collapsed Pipe	Ongoing
10/26/22 12:00 AM	1644 Camellia Lane	Manhole	29.00	29,000	No	Lynch	Municipal	Collapsed Pipe	Ongoing
12/12/22 1:34 PM	445 Cummins St	Cleanout	29.00	8,700	No	Three Mile	Private	Collapsed Pipe	Ongoing
1/5/23 2:16 PM	1747 Northwood Cir	Cleanout	28.88	8,663	Yes	Hanging Moss	Private	Undetermined	SSO Stopped
1/25/23 12:00 AM	2002 Robinson Road	Ground Surface (defective pipe underground)	29.00	23,200	No	Lynch	Private	Collapsed Pipe	Ongoing
2/21/23 12:00 AM	2118 East Dr	Ground Surface (defective pipe underground)	29.00	87,000	Yes	Three Mile	Municipal	Collapsed Pipe	Ongoing
3/1/23 12:00 AM	4611 Meadow Ridge Dr	Cleanout	21.00	105,000	Yes	Eubanks	Municipal	Collapsed Pipe	SSO Stopped
3/14/23 12:00 AM	1201 & 1203 Woody Dr	Ground Surface (defective pipe underground)	29.00	17,400	Yes	Cany	Private	Undetermined	Ongoing
3/31/23 8:47 AM	652 Buena Vista Ave	Cleanout	29.00	8,700	Yes	Lynch	Private	Undetermined	Ongoing
5/15/23 1:00 PM	433 E. Northside Dr	Ground Surface (defective pipe underground)	29.00	145,000	Yes	Eubanks	Municipal	Collapsed Pipe	Ongoing
5/25/23 12:00 AM	1910 First Ave	Cleanout	20.59	6,178	Yes	Lynch	Municipal	Collapsed Pipe	SSO Stopped

Date & Time Began	Location Street	Overflow Source	Estimated Duration, Day	Estimated Month Volume, Gallons	Reached Waters of the State	Receiving Water	Line Ownership	Reported Cause	SSO Status
5/29/23 3:10 PM	5840 Old Canton Rd	Ground Surface (defective pipe underground)	26.51	66,283	No	Purple	Municipal	Grease and Roots	SSO Stopped
6/2/23 1:48 PM	839-841 Eastview St	Ground Surface (defective pipe underground)	29.00	29,000	No	Lynch	Municipal	Collapsed Pipe	Ongoing
6/12/23 11:07 AM	1615 Myrtle St	Ground Surface (defective pipe underground)	29.00	208,800	Yes	Belhaven	Municipal	Undetermined	Ongoing
6/27/23 8:40 AM	242 Pimlico Pl	Cleanout	29.00	8,700	No	Hanging Moss	Municipal	Collapsed Pipe	Ongoing
8/2/23 12:10 PM	140 Cherry Hill Dr	Ground Surface (defective pipe underground)	15.48	15,476	Yes	Hardy	Municipal	Collapsed Pipe	SSO Stopped
8/8/23 1:22 PM	844 Combs St	Manhole	20.00	30,000	Yes	Three Mile	Municipal	Collapsed Pipe	SSO Stopped
8/31/23 5:00 PM	1421 N. State St	Manhole	0.00	0	Yes	Belhaven	Municipal	Collapsed Pipe	SSO Stopped

TABLE 15 - HISTORICAL (PREDATE THE ORDER) COLLECTION SYSTEM SSOs - March 2024

Date & Time Began	Location Street	Overflow Source	Estimated Duration, Day	Estimated Month Volume, Gallons	Reached Waters of the State	Receiving Water	Line Ownership	Reported Cause	SSO Status
6/5/20 12:00 AM	4528 / 4530 / 4520 Normandy Dr	Ground Surface (defective pipe underground)	31.00	155,000	Yes	Eubanks	Municipal	Collapsed Pipe	SSO Stopped
3/15/21 12:00 AM	140 Mctyere Ave	Manhole	20.51	20,506	No	Town	Municipal	Collapsed Pipe	SSO Stopped
3/29/21 12:00 AM	133 S. Prentiss St	Cleanout	31.00	9,300	No	Town	Private	Undetermined	Ongoing
6/1/21 12:00 AM	315, 317, 328, 334, 362 Lexington Ave	Ground Surface (defective pipe underground)	3.59	25,880	Yes	Lynch	Municipal	Collapsed Pipe	SSO Stopped

Date & Time Began	Location Street	Overflow Source	Estimated Duration, Day	Estimated Month Volume, Gallons	Reached Waters of the State	Receiving Water	Line Ownership	Reported Cause	SSO Status
8/15/21 12:00 AM	4625 Casablanca Dr	Ground Surface (defective pipe underground)	26.71	192,300	Yes	Eubanks	Municipal	Collapsed Pipe	SSO Stopped
4/21/22 12:00 AM	102 Cedarhurst Road	Cleanout	26.72	8,017	Yes	Eubanks	Municipal	Collapsed Pipe	SSO Stopped
6/1/22 11:01 AM	4612 Normandy Dr	Ground Surface (defective pipe underground)	27.71	138,542	Yes	Eubanks	Municipal	Collapsed Pipe	SSO Stopped
6/3/22 12:00 AM	4206 Brookdale St	Cave-in	31.00	9,300	Yes	Eubanks	Private	Collapsed Pipe	Ongoing
10/25/22 12:00 AM	408 E. Northside Dr	Ground Surface (defective pipe underground)	28.00	140,000	Yes	Eubanks	Municipal	Collapsed Pipe	SSO Stopped
10/26/22 12:00 AM	1644 Camellia Lane	Manhole	11.71	11,708	No	Lynch	Municipal	Collapsed Pipe	SSO Stopped
1/25/23 12:00 AM	2002 Robinson Road	Ground Surface (defective pipe underground)	6.00	4,800	No	Lynch	Private	Collapsed Pipe	SSO Stopped
2/21/23 12:00 AM	2118 East Dr	Ground Surface (defective pipe underground)	27.71	83,125	Yes	Three Mile	Municipal	Collapsed Pipe	SSO Stopped
3/14/23 12:00 AM	1201 & 1203 Woody Dr	Ground Surface (defective pipe underground)	31.00	9,300	Yes	Cany	Private	Undetermined	Ongoing
3/31/23 8:47 AM	652 Buena Vista Ave	Cleanout	31.00	9,300	Yes	Lynch	Private	Not Determined	Ongoing
4/11/23 5:15 PM	161 Mctyere Ave	Manhole	18.52		Yes	Town	Municipal	Collapsed Pipe	SSO Stopped
5/15/23 1:00 PM	433 Northside Dr	Cleanout	19.43	5,829	No	Eubanks	Municipal	Collapsed Pipe	SSO Stopped
5/15/23 1:00 PM	433 E. Northside Dr	Ground Surface (defective pipe underground)	28.00	140,000	Yes	Eubanks	Municipal	Collapsed Pipe	SSO Stopped
6/2/23 1:48 PM	839-841 Eastview St	Ground Surface (defective pipe underground)	31.00	31,000	No	Lynch	Municipal	Collapsed Pipe	Ongoing

Date & Time Began	Location Street	Overflow Source	Estimated Duration, Day	Estimated Month Volume, Gallons	Reached Waters of the State	Receiving Water	Line Ownership	Reported Cause	SSO Status
6/12/23 11:07 AM	1615 Myrtle St	Ground Surface (defective pipe underground)	13.62	98,064	Yes	Belhaven	Municipal	Collapsed Pipe	SSO Stopped
6/27/23 8:40 AM	242 Pimlico Pl	Cleanout	26.71	8,013	Yes	Hanging Moss	Municipal	Collapsed Pipe	SSO Stopped
7/19/23 12:00 AM	445 Cummins St	Cleanout	31.00	9,300	No	Town	Private	Collapsed Pipe	Ongoing
8/8/23 1:22 PM	844 Combs St	Manhole	5.00	7,500	Yes	Three Mile	Municipal	Collapsed Pipe	SSO Stopped
9/30/23 10:39 AM	5217 Meadow Oaks Park Dr	Cleanout	0.65	195	No	White Oak	Private	Grease and Collapsed Pipe	SSO Stopped