

**The Consolidated Report of Activities
for the Quarter Ended March 31, 2025**

For

The Stipulated Order on Sewer System (CWA Case)
as Entered on September 30, 2023

By United States District Judge Henry T. Wingate

In Case Number 3:12-cv-790-HTW-LGI

The United States and the State of Mississippi

v

The City of Jackson, Mississippi

April 30, 2025

Prepared by Edward “Ted” Henifin, P.E.

The Interim Third-Party Manager

Of the City of Jackson’s Drinking Water and Sewer Systems

Table of Contents

List of Figures	1
Executive Summary	2
Introduction and Purpose	3
Section 1: Summary Tables of Sanitary Sewer Overflows and Bypasses	3
1.1 Sanitary Sewer Overflows (SSOs).....	3
1.2 Prohibited Bypasses	11
Section 2: Narrative Report	12
2.1 Projects and Activities.....	12
Management, Operations and Maintenance (MOM) Plans	13
2.2 Delays	13
2.3 Modifications to Sewer Project Priority List and Implementation Schedule	13
2.4 Accounting of Expenditures.....	15
2.5 Projection of Work for Upcoming Quarter.....	16
2.6 Trends Analysis	16

List of Figures

Table 1A. Municipally Owned January Collection System SSOs	3
Table 1B. Privately Owned January Collection System SSOs.....	4
Table 2A. Municipally Owned February Collection System SSOs	5
Table 2B. Privately Owned February Collection System SSOs.....	7
Table 3A. Municipally Owned March Collection System SSOs	8
Table 3B. Privately Owned March Collection System SSOs	9
Table 4. January West Bank Interceptor (WBI) SSOs	10
Table 5. February West Bank Interceptor (WBI) SSOs	10
Table 6. March West Bank Interceptor (WBI) SSOs	11
Table 7. JXN Water Master Schedule for Priority Projects	13
Table 8. JXN Water Expenditures from Professional Services Account	15

Executive Summary

JXN Water made substantial progress on sewer system issues in the First Quarter of 2025. These accomplishments included:

1. Resolving 83 of the 85 SSOs (98%) occurring in the quarter on municipally owned assets.
2. Cleaning and televising 122,083 linear feet of sewer mains this quarter. This brings the cumulative total up to 904,083 linear feet since the effective date of the Stipulated Order.

JXN Water remains committed to improving the performance of the sewer system including the treatment plants. We continue to seek funding to support these improvements.

Introduction and Purpose

This Quarterly Sewer Status Report has been prepared pursuant to Section 17 of the Stipulated Order entered on 9/30/2023, which states that the ITPM shall submit to the Parties and file on the Court’s docket written status reports on its progress in implementing the Stipulated Order.

Section 1: Summary Tables of Sanitary Sewer Overflows and Bypasses

1.1 Sanitary Sewer Overflows (SSOs)

The Jackson sanitary sewer system has seen significant improvements, but it will take time to rehabilitate after decades of neglect. We not only have addressed the hundreds of sewer defects and overflows that were previously ignored, but we are keeping up with newly identified overflows and defects. Attached are Tables 1A, 2A, and 3A, which summarize the sewer overflows from the Jackson system during January, February, and March, respectively. All but two of these overflows during the quarter have stopped. One of the two remaining overflows is due to a pipe break but the flow released from the break flows back into the sanitary sewer. The second unresolved overflow is also due to a pipe break that is being resolved. We also attach Tables 1B, 2B, and 3B, which summarize over 100 new overflows that have occurred from privately-owned sewer laterals. The vast majority of these overflows are ongoing. It is also likely that private lateral overflows reported in prior quarterly reports remain ongoing. JXN Water is not responsible for these overflows. Instead, the Mississippi DEQ and City of Jackson are responsible for resolving these unpermitted private sewer lateral releases. JXN Water has provided timely notice to the Mississippi DEQ of these overflows.

Finally, we are pleased to report that there were no pump station-related SSOs during the quarter.

Table 1A. Municipally Owned January Collection System SSOs

Date/Time Began	Location Street	Overflow Source	Estimated Duration, Day	Estimated Month Volume, Gallons	Reached Waters of the State	Receiving Water	Line Ownership	Reported Cause	SSO Status
1/2/25 2:38 PM	760 LAKELAND DR	Manhole	0.12	870	Yes	Belhaven	Municipal	Solids	SSO Stopped
1/3/25 9:30 AM	1820 ELAINE ST	Cleanout	0.53	160	No	Three Mile	Municipal	Grease	SSO Stopped
1/3/25 11:18 AM	3540 SUNSET DR	Manhole	0.23	11,458	Yes	Town	Municipal	Grease	SSO Stopped
1/4/25 5:11 PM	4049 N WEST ST	Manhole	0.05	49	Yes	Eubanks	Municipal	Grease	SSO Stopped
1/6/25 9:30 AM	2222 HERITAGE HILL DR	Manhole	0.26	265	Yes	Hanging Moss	Municipal	Grease / Solids	SSO Stopped
1/6/25 3:23 PM	311 KNOB HILL DR	Manhole	0.08	127	Yes	Lynch	Municipal	Grease	SSO Stopped
1/7/25 2:13 PM	1704 CASTEEL DR	Manhole	0.11	545	Yes	Lynch	Municipal	Collapsed Pipe	SSO Stopped
1/8/25 7:24 AM	1704 CASTEEL DR	Manhole	0.32	1,583	Yes	Lynch	Municipal	Collapsed Pipe	SSO Stopped
1/10/25 7:20 AM	141 ELMWOOD PL	Cleanout	1.09	326	No	Trahon	Municipal	Excessive Flow	SSO Stopped
1/10/25 8:42 AM	5917 WHITESTONE ROAD	Manhole	0.47	16,950	Yes	Hanging Moss	Municipal	Excessive Flow	SSO Stopped
1/14/25 8:23 AM	4209 OAKMONT DR	Manhole	0.25	492	Yes	Lynch	Municipal	Solids	SSO Stopped

Quarterly Status Report

1/14/25 2:42 PM	HOUSTON AVE	Manhole	0.87	4,330	Yes	Lynch	Municipal	Grease	SSO Stopped
1/14/25 2:42 PM	718 CLAIBORNE AVE	Manhole	2.00	3,007	Yes	Lynch	Municipal	Collapsed Pipe	SSO Stopped
1/15/25 1:53 PM	1332 OLIVE ST	Ground Surface (defective pipe underground)	0.19	192	Yes	Belhaven	Municipal	Solids	SSO Stopped
1/16/25 10:25 AM	1040 MEADOW HEIGHTS DR	Cleanout	0.32	97	No	Eubanks	Municipal	Collapsed Pipe	SSO Stopped
1/17/25 8:59 AM	3806 NORTHVIEW DR	Cleanout	0.13	38	No	Eubanks	Municipal	Collapsed Pipe	SSO Stopped
1/17/25 4:12 PM	1048 MEADOW HEIGHTS DR	Ground Surface (defective pipe underground)	0.05	16	No	Eubanks	Municipal	Collapsed Pipe	SSO Stopped
1/18/25 7:29 AM	5564 QUEEN JOSEPHINE LANE	Ground Surface (defective pipe underground)	0.11	34	No	Lynch	Municipal	Collapsed Pipe	SSO Stopped
1/21/25 4:57 PM	812 COMBS ST	Ground Surface (defective pipe underground)	1.81	1,807	Yes	Three Mile	Municipal	Solids	SSO Stopped
1/22/25 4:51 PM	442 WINTER ST	Manhole	0.88	4,392	Yes	Lynch	Municipal	Solids	SSO Stopped
1/22/25 4:51 PM	442 WINTER ST	Cleanout	0.88	264	Yes	Lynch	Municipal	Solids	SSO Stopped
1/24/25 12:54 PM	5417 MIMOSA DR	Manhole	0.09	73	No	Hanging Moss	Municipal	Grease	SSO Stopped
1/27/25 7:39 AM	FLAG CHAPEL ROAD	Manhole	1.18	1,772	Yes	Bogue Chitto	Municipal	Excessive Flow	SSO Stopped
1/28/25 12:10 PM	3640 FLAG CHAPEL CIR	Ground Surface (defective pipe underground)	0.14	1,375	Yes	Bogue Chitto	Municipal	Solids	SSO Stopped
1/28/25 4:00 PM	338 LEA CIR	Ground Surface (defective pipe underground)	0.05	14	No	Hardy	Municipal	Solids	SSO Stopped
1/31/25 4:44 PM	1 DUTCHMAN'S ROW	Manhole	0.12	244	No	Town	Municipal	Solids	SSO Stopped
1/31/25 6:25 PM	419 ROLAND ST	Cleanout	0.05	14	No	Lynch	Municipal	Solids	SSO Stopped

Table 1B. Privately Owned January Collection System SSOs

Date/Time Began	Location Street	Overflow Source	Estimated Duration, Day	Estimated Month Volume, Gallons	Reached Waters of the State	Receiving Water	Line Ownership	Reported Cause	SSO Status
1/3/25 8:36 AM	603 SENECA DR	Cleanout	28.64	8,592	No	Eubanks	Private	Undetermined	SSO On-going
1/3/25 11:52 AM	5449 BROOKHOLLOW DR	Cleanout	28.51	8,552	No	Trahan	Private	Undetermined	SSO On-going
1/4/25 10:08 AM	3220 WOODVIEW DR	Cleanout	0.04	11	No	Cany	Private	Undetermined	SSO Stopped
1/5/25 11:00 AM	5215 HASTINGS WAY	Cleanout	0.01	3	No	Hanging Moss	Private	Undetermined	SSO Stopped
1/7/25 3:46 PM	412 FOREST AVE	Ground Surface (defective pipe underground)	0.87	260	No	Hanging Moss	Private	Roots	SSO Stopped
1/8/25 2:13 PM	354 HANGING MOSS CIR	Cleanout	23.41	7,022	No	Eubanks	Private	Undetermined	SSO On-going
1/8/25 4:18 PM	712 BROADMOOR DR	Cleanout	23.32	6,996	No	Eubanks	Private	Undetermined	SSO On-going
1/9/25 10:24 AM	1839 SHADY LANE DR	Ground Surface (defective pipe underground)	22.57	6,770	No	Three Mile	Private	Undetermined	SSO On-going
1/9/25 3:40 PM	263 ESSEX AVE	Cleanout	22.35	6,704	No	Eubanks	Private	Undetermined	SSO On-going
1/13/25 11:11 AM	5363 QUEEN CHRISTINA LANE	Cleanout	18.53	5,560	No	Lynch	Private	Undetermined	SSO On-going
1/13/25 1:54 PM	5427 QUEEN MARY LANE	Cleanout	18.42	5,526	No	Lynch	Private	Undetermined	SSO On-going



Quarterly Status Report

1/14/25 8:21 AM	3341 REDMOND AVE	Cleanout	17.65	5,296	No	Town	Private	Undetermined	SSO On-going
1/14/25 11:59 AM	3358 CENTER ST	Ground Surface (defective pipe underground)	17.50	5,250	No	Town	Private	Undetermined	SSO On-going
1/15/25 11:30 AM	3963 CALIFORNIA AVE	Cleanout	16.52	4,956	No	Town	Private	Undetermined	SSO On-going
1/15/25 3:26 PM	145 SUNNY LANE DR	Cleanout	0.00	-	No	Three Mile	Private	Undetermined	SSO Stopped
1/16/25 8:48 AM	411 CUMMINS ST	Cleanout	0.08	25	No	Three Mile	Private	Solids	SSO Stopped
1/16/25 3:33 PM	211 NIMITZ ST	Cleanout	15.35	4,606	No	Lynch	Private	Undetermined	SSO On-going
1/17/25 10:10 AM	645 WINTER ST	Ground Surface (defective pipe underground)	14.58	4,373	No	Eubanks	Private	Undetermined	SSO On-going
1/18/25 6:05 PM	368 PINE RIDGE ROAD	Cleanout	13.25	3,974	No	Eubanks	Private	Undetermined	SSO On-going
1/21/25 10:00 AM	1006 MEADOWBROOK ROAD	Ground Surface (defective pipe underground)	10.58	3,175	Yes	Eubanks	Private	Undetermined	SSO On-going
1/21/25 11:00 AM	1114 MONROE ST	Ground Surface (defective pipe underground)	10.54	3,163	No	Belhaven	Private	Undetermined	SSO On-going
1/21/25 11:01 AM	721 MYRTLEWOOD DR	Cleanout	10.54	3,162	No	Three Mile	Private	Undetermined	SSO On-going
1/22/25 10:50 AM	1054 DERYLL ST	Cleanout	9.55	2,865	No	Cany	Private	Undetermined	SSO On-going
1/23/25 10:17 AM	1317 BAILEY AVE	Cleanout	8.57	2,571	No	Town	Private	Undetermined	SSO On-going
1/27/25 11:26 AM	5597 ROBINSON RD	Ground Surface (defective pipe underground)	4.52	1,357	Yes	Cany	Private	Undetermined	SSO On-going
1/28/25 9:54 AM	1143 MCDOWELL CIR	Cleanout	0.00	-	No	Hardy	Private	Undetermined	SSO Stopped
1/28/25 2:43 PM	106 LINDSEY DR	Cleanout	3.39	2,016	No	Purple	Private	Undetermined	SSO On-going
1/28/25 3:25 PM	1539 NORTHLAKE DR	Cleanout	3.36	1,007	No	Purple	Private	Undetermined	SSO On-going
1/28/25 4:11 PM	4101 DEL ROSA DR	Cleanout	3.33	998	No	Eubanks	Private	Undetermined	SSO On-going
1/29/25 9:19 AM	4119 MEADOWLANE DR	Ground Surface (defective pipe underground)	2.61	784	No	Eubanks	Private	Undetermined	SSO On-going
1/29/25 2:28 PM	246 REDWOOD AVE	Cleanout	2.40	719	No	Lynch	Private	Undetermined	SSO On-going
1/29/25 2:28 PM	250 REDWOOD AVE	Cleanout	2.40	719	No	Lynch	Private	Undetermined	SSO On-going
1/29/25 4:28 PM	552 CEDARWOOD DR	Ground Surface (defective pipe underground)	2.31	694	No	Lynch	Private	Collapsed Pipe	SSO On-going
1/30/25 4:14 PM	3835 EDDY ST	Cleanout	1.32	397	No	Cany	Private	Undetermined	SSO On-going
1/31/25 1:25 PM	5361 QUEEN MARY LANE	Cleanout	0.00	-	No	Lynch	Private	Excessive Flow	SSO Stopped
1/31/25 7:00 PM	518 ROAD OF REMEMBRANCE	Cleanout	0.21	62	No	Lynch	Private	Undetermined	SSO On-going

Table 2A. Municipally Owned February Collection System SSOs

Date/Time Began	Location Street	Overflow Source	Estimated Duration, Day	Estimated Month Volume, Gallons	Reached Waters of the State	Receiving Water	Line Ownership	Reported Cause	SSO Status
2/2/25 2:19 PM	974 BRANCH ST	Cleanout	0.13	40	TRUE	Cany	Municipal	Solids	SSO Stopped
2/3/25 9:04 AM	5593 CAHILL DR	Manhole	0.23	1,156	FALSE	Lynch	Municipal	Solids	SSO Stopped
2/3/25 11:54 AM	4850 WATKINS DR	Manhole	0.19	193	TRUE	Eubanks	Municipal	Solids	SSO Stopped
2/6/25 11:09 AM	4911 OLD CANTON RD	Ground Surface (defective pipe underground)	0.86	8,618	TRUE	Hanging Moss	Municipal	Collapsed Pipe	SSO Stopped



Quarterly Status Report

2/7/25 7:00 AM	5215 HASTINGS WAY	Cleanout	0.07	21	FALSE	Hanging Moss	Municipal	Solids	SSO Stopped
2/7/25 8:40 AM	FORTIFICATION ST	Manhole	0.33	326	TRUE	Town	Municipal	Grease	SSO Stopped
2/7/25 10:03 AM	439 BROADVIEW ST	Cleanout	1.03	308	FALSE	Town	Municipal	Collapsed Pipe	SSO Stopped
2/10/25 3:47 PM	728 CLAIBORNE AVE	Manhole	0.07	73	TRUE	Lynch	Municipal	Undetermined	SSO Stopped
2/11/25 5:02 PM	COLEBROOK AVE	Manhole	1.80	4,498	TRUE	Lynch	Municipal	Excessive Flow	SSO Stopped
2/12/25 10:00 AM	LYNDON B JOHNSON DR	Manhole	1.12	5,587	FALSE	Bogue Chitto	Municipal	Excessive Flow	SSO Stopped
2/12/25 10:00 AM	OVERLOOK CIR	Manhole	1.12	1,676	TRUE	Bogue Chitto	Municipal	Excessive Flow	SSO Stopped
2/12/25 11:21 AM	ARCHER AVE	Manhole	1.14	2,276	TRUE	Cany	Municipal	Excessive Flow	SSO Stopped
2/12/25 11:28 AM	5917 WHITESTONE ROAD	Manhole	1.10	877	TRUE	Hanging Moss	Municipal	Excessive Flow	SSO Stopped
2/12/25 11:43 AM	5912 WHITESTONE ROAD	Cleanout	1.09	326	TRUE	Hanging Moss	Municipal	Excessive Flow	SSO Stopped
2/12/25 11:43 AM	5912 WHITESTONE ROAD	Cleanout	1.09	1,085	TRUE	Hanging Moss	Municipal	Excessive Flow	SSO Stopped
2/12/25 11:48 AM	5917 WHITESTONE ROAD	Cleanout	1.08	325	TRUE	Hanging Moss	Municipal	Excessive Flow	SSO Stopped
2/12/25 12:06 PM	LIVINGSTON ST	Manhole	2.00	199,583	TRUE	Eubanks	Municipal	Excessive Flow	SSO Stopped
2/12/25 12:23 PM	728 CLAIBORNE AVE	Manhole	1.11	5,545	TRUE	Lynch	Municipal	Excessive Flow	SSO Stopped
2/12/25 1:16 PM	3330 ELRAINE BLVD	Cleanout	1.04	313	TRUE	Town	Municipal	Excessive Flow	SSO Stopped
2/12/25 1:30 PM	2376 PADEN ST	Manhole	0.97	974	FALSE	Three Mile	Municipal	Excessive Flow	SSO Stopped
2/12/25 3:26 PM	230 MERRIMACK ST	Cleanout	0.94	282	FALSE	Lynch	Municipal	Solids	SSO Stopped
2/14/25 1:49 PM	410 MEADOWBROOK ROAD	Ground Surface (defective pipe underground)	14.42	7,212	TRUE	Eubanks	Municipal	Defective Pipe	SSO On-going
2/16/25 1:10 PM	5559 DRAUGHN DR	Cleanout	0.06	17	FALSE	Lynch	Municipal	Grease	SSO Stopped
2/20/25 4:21 PM	141 MCTYERE AVE	Manhole	0.92	1,387	TRUE	Town	Municipal	Solids	SSO Stopped
2/21/25 8:47 AM	4631 CHURCHILL DR	Ground Surface (defective pipe underground)	0.19	389	TRUE	Eubanks	Municipal	Collapsed Pipe	SSO Stopped
2/21/25 1:22 PM	FAIRBANKS ST	Manhole	3.94	19,705	TRUE	Town	Municipal	Solids	SSO Stopped
2/23/25 12:15 AM	416 E RIDGEWAY ST	Cleanout	0.52	157	TRUE	Eubanks	Municipal	Solids	SSO Stopped
2/24/25 7:39 AM	4320 WILL O RUN DR	Cleanout	0.08	23	FALSE	Trahan	Municipal	Grease	SSO Stopped
2/24/25 11:31 AM	1736 WILHURST ST	Cleanout	0.04	12	FALSE	Hanging Moss	Municipal	Collapsed Pipe	SSO Stopped
2/24/25 12:40 PM	314 QUEEN CATHERINE LANE	Cleanout	4.06	1,217	FALSE	Hanging Moss	Municipal	Undetermined	SSO Stopped
2/25/25 12:07 PM	334 LEXINGTON AVE	Ground Surface (defective pipe underground)	1.12	5,601	TRUE	Lynch	Municipal	Undetermined	SSO Stopped
2/25/25 4:40 PM	322 CLUBVIEW DR	Ground Surface (defective pipe underground)	0.09	427	TRUE	Lynch	Municipal	Solids	SSO Stopped
2/26/25 3:41 PM	4335 MANHASSETT DR	Manhole	0.13	128	FALSE	Eastover	Municipal	Roots / Solids	SSO Stopped
2/27/25 2:42 PM	5866 KINDER DR	Ground Surface (defective pipe underground)	0.19	191	FALSE	Purple	Municipal	Undetermined	SSO Stopped
2/27/25 3:00 PM	FAIRBANKS ST	Manhole	1.37	6,875	TRUE	Town	Municipal	Solids	SSO Stopped
2/28/25 12:40 PM	320 QUEEN CATHERINE LANE	Cleanout	0.06	17	FALSE	Hanging Moss	Municipal	Undetermined	SSO Stopped
2/28/25 2:12 PM	5506 QUEEN JOSEPHINE LANE	Cleanout	0.09	26	FALSE	Lynch	Municipal	Collapsed Pipe	SSO Stopped

Table 2B. Privately Owned February Collection System SSOs

Date/Time Began	Location Street	Overflow Source	Estimated Duration, Day	Estimated Month Volume, Gallons	Reached Waters of the State	Receiving Water	Line Ownership	Reported Cause	SSO Status
2/3/25 9:30 AM	2520 OUTER CIR	Cleanout	0.02	6	FALSE	Town	Private	Roots	SSO Stopped
2/3/25 10:45 AM	211 NIMITZ ST	Ground Surface (defective pipe underground)	25.55	7,666	TRUE	Lynch	Private	Undetermined	SSO Ongoing
2/4/25 11:47 AM	4634 NORWAY DR	Cleanout	24.51	7,353	FALSE	Hanging Moss	Private	Undetermined	SSO Ongoing
2/4/25 6:25 PM	405 ELLIS AVE	Cleanout	0.01	4	FALSE	Lynch	Private	Grease	SSO Stopped
2/5/25 1:58 PM	3316 N WEST ST	Cleanout	23.42	7,025	FALSE	Town	Private	Undetermined	SSO Ongoing
2/6/25 8:18 AM	2732 E BENWOOD DR	Ground Surface (defective pipe underground)	22.65	6,796	TRUE	Cany	Private	Undetermined	SSO Ongoing
2/6/25 10:14 AM	605 WOODBURY ROAD	Cleanout	22.57	6,772	FALSE	Eubanks	Private	Undetermined	SSO Ongoing
2/7/25 9:32 AM	3963 CALIFORNIA AVE	Cleanout	21.60	6,481	FALSE	Town	Private	Undetermined	SSO Ongoing
2/7/25 11:50 AM	2527 HONEYSUCKLE LANE	Cleanout	21.51	6,452	FALSE	Hanging Moss	Private	Undetermined	SSO Ongoing
2/10/25 10:51 AM	1050 MATTHEWS AVE	Ground Surface (defective pipe underground)	18.55	5,564	TRUE	Lynch	Private	Undetermined	SSO Ongoing
2/10/25 10:57 AM	2651 WILLIAMSON AVE	Cleanout	18.54	5,563	FALSE	Town	Private	Undetermined	SSO Ongoing
2/11/25 10:05 AM	4280 OAKLAWN DR	Cleanout	17.58	5,274	FALSE	Eubanks	Private	Undetermined	SSO Ongoing
2/11/25 3:04 PM	4080 PINEHILL DR	Ground Surface (defective pipe underground)	17.37	5,212	FALSE	Eubanks	Private	Undetermined	SSO Ongoing
2/12/25 9:23 AM	314 QUEEN CATHERINE LANE	Cleanout	16.61	4,983	FALSE	Lynch	Private	Undetermined	SSO Ongoing
2/12/25 12:41 PM	4739 NORWAY DR	Cleanout	16.47	4,941	FALSE	Hanging Moss	Private	Undetermined	SSO Ongoing
2/12/25 2:06 PM	3307 SUNCREST DR	Cleanout	16.41	4,924	FALSE	Cany	Private	Undetermined	SSO Ongoing
2/13/25 3:57 PM	1605 WOODY DR	Cleanout	15.34	4,601	FALSE	Cany	Private	Undetermined	SSO Ongoing
2/18/25 12:24 PM	3665 SYKES PARK DR	Ground Surface (defective pipe underground)	10.48	20,967	TRUE	Lynch	Private	Collapsed Pipe	SSO Ongoing
2/18/25 1:08 PM	2527 HONEYSUCKLE LANE	Cleanout	0.02	6	FALSE	Hanging Moss	Private	Undetermined	SSO Stopped
2/19/25 7:35 AM	556 E NORTHSIDE DR	Cleanout	9.68	2,905	TRUE	Eubanks	Private	Undetermined	SSO Ongoing
2/20/25 11:55 AM	274 REDWOOD AVE	Cleanout	8.50	2,551	FALSE	Lynch	Private	Undetermined	SSO Ongoing
2/20/25 11:55 AM	246 REDWOOD AVE	Cleanout	8.50	2,551	FALSE	Lynch	Private	Undetermined	SSO Ongoing
2/20/25 12:30 PM	3307 SUNCREST DR	Cleanout	8.48	2,544	FALSE	Cany	Private	Undetermined	SSO Ongoing
2/20/25 3:22 PM	4280 OAKLAWN DR	Cleanout	8.36	2,508	FALSE	Eubanks	Private	Undetermined	SSO Ongoing
2/20/25 3:40 PM	4101 DEL ROSA DR	Cleanout	8.35	2,504	FALSE	Eubanks	Private	Undetermined	SSO Ongoing
2/24/25 11:06 AM	736 S PRESIDENT ST	Ground Surface (defective pipe underground)	4.54	1,361	FALSE	Town	Private	Undetermined	SSO Ongoing
2/24/25 1:22 PM	1413 NORMAN ST	Cleanout	4.44	1,333	FALSE	Lynch	Private	Undetermined	SSO Ongoing
2/24/25 3:32 PM	1054 MEADOW HEO	Cleanout	4.35	1,306	FALSE	Eubanks	Private	Undetermined	SSO Ongoing
2/24/25 3:47 PM	1790 HILLVIEW DR	Cleanout	4.34	1,303	FALSE	Hanging Moss	Private	Undetermined	SSO Ongoing

Quarterly Status Report

2/26/25 9:49 AM	5645 PLEMON ST	Ground Surface (defective pipe underground)	2.59	777	FALSE	Hanging Moss	Private	Undetermined	SSO On-going
2/26/25 11:53 AM	154 BAYBURY LANE	Cleanout	0.00	1	FALSE	Trahon	Private	Undetermined	SSO Stopped
2/26/25 1:00 PM	20 NORTH HILL PKWY	Ground Surface (defective pipe underground)	2.46	737	FALSE	Eubanks	Private	Undetermined	SSO On-going
2/26/25 3:43 PM	228 GREYMONT AVE	Ground Surface (defective pipe underground)	2.35	704	FALSE	Belhaven	Private	Undetermined	SSO On-going
2/27/25 10:22 AM	303 WILSHIRE AVE	Cleanout	1.57	470	FALSE	Eubanks	Private	Undetermined	SSO On-going
2/27/25 11:02 AM	731 WILLANEEL DR	Ground Surface (defective pipe underground)	1.54	462	FALSE	Three Mile	Private	Undetermined	SSO On-going
2/27/25 3:47 PM	5210 MANHATTAN ROAD	Manhole	1.34	1,342	FALSE	Hanging Moss	Private	Undetermined	SSO On-going
2/28/25 10:02 AM	231 FOREST AVE	Cleanout	0.58	175	FALSE	Hanging Moss	Private	Undetermined	SSO On-going

Table 3A. Municipally Owned March Collection System SSOs

Date/Time Began	Location Street	Overflow Source	Estimated Duration, Day	Estimated Month Volume, Gallons	Reached Waters of the State	Receiving Water	Line Ownership	Reported Cause	SSO Status
2/14/25 1:49 PM	410 MEADOWBROOK ROAD	Ground Surface (defective pipe underground)	3.71	1,854	Yes	Eubanks	Municipal	Defective Pipe	SSO Stopped
3/2/25 8:00 AM	4515 RIDGEWOOD ROAD	Manhole	0.33	1,670	Yes	Eastover	Municipal	Grease	SSO Stopped
3/3/25 2:46 PM	141 ELMWOOD PL	Cleanout	0.00	0	No	Trahon	Municipal	Roots	SSO Stopped
3/3/25 6:46 PM	1208 MELWOOD DR	Ground Surface (defective pipe underground)	0.02	115	Yes	Eubanks	Municipal	Grease / Rags	SSO Stopped
3/4/25 8:44 AM	345 SAINT ANDREWS DR	Manhole	0.07	98	No	Purple	Municipal	Grease	SSO Stopped
3/5/25 6:10 PM	629 FONDREN PL	Manhole	0.11	215	Yes	Belhaven	Municipal	Collapsed Pipe	SSO Stopped
3/6/25 11:00 AM	315 LEXINGTON AVE	Ground Surface (defective pipe underground)	5.00	1,500	Yes	Lynch	Municipal	Defective Pipe	SSO Stopped
3/7/25 8:50 AM	2145 MUSUEM BLVD	Manhole	0.03	65	No	Pearl	Municipal	Solids	SSO Stopped
3/10/25 4:40 PM	OLD CANTON RD	Manhole	1.84	2,758	Yes	Purple	Municipal	Concrete	SSO Stopped
3/17/25 9:08 AM	6103 FRONTAGE ROAD	Ground Surface (defective pipe underground)	14.62	4,385,830*	No	White Oak	Municipal	Collapsed Pipe	SSO On-going
3/17/25 10:34 AM	125 GLENWAY DR	Ground Surface (defective pipe underground)	0.35	519	Yes	Eubanks	Municipal	Collapsed Pipe	SSO Stopped
3/18/25 8:55 AM	200 REBEL WOODS	Manhole	0.33	328	Yes	Hardy	Municipal	Solids	SSO Stopped
3/18/25 1:09 PM	5866 KINDER DR	Cleanout	0.07	20	No	Purple	Municipal	Solids	SSO Stopped
3/18/25 5:50 PM	2111 OAKHURST DR	Manhole	0.06	56	Yes	Three Mile	Municipal	Collapsed Pipe	SSO Stopped
3/19/25 10:19 AM	2111 OAKHURST DR	Manhole	1.02	1,022	Yes	Three Mile	Municipal	Collapsed Pipe	SSO Stopped
3/24/25 10:22 AM	221 COOPER ROAD	Cleanout	0.19	56	No	Cany	Municipal	Solids	SSO Stopped
3/24/25 11:22 AM	3387 TERRY ROAD	Manhole	0.21	312	Yes	Cany	Municipal	Rags	SSO Stopped
3/26/25 8:15 AM	1649 FIRST AVE	Ground Surface (defective pipe underground)	0.29	294	Yes	Lynch	Municipal	Collapsed Pipe	SSO Stopped
3/27/25 5:56 PM	777 POINDEXTER ST	Ground Surface (defective pipe underground)	0.14	215	Yes	Town	Municipal	Solids	SSO Stopped
3/28/25 4:00 PM	3727 JOHN ADAMS ROAD	Cleanout	3.10	929	Yes	Bogue Chitto	Municipal	Solids	SSO Stopped
3/31/25 10:30 AM	155 OFFUTT ST	Ground Surface (defective pipe underground)	0.56	1,687	Yes	Town	Municipal	Collapsed Pipe	SSO On-going



3/31/25 11:23 AM	3150 ROBINSON ST	Manhole	0.18	270	Yes	Lynch	Municipal	Rags	SSO Stopped
------------------	------------------	---------	------	-----	-----	-------	-----------	------	-------------

* - this is a broken/collapsed pipe, but the sewer flows back into the sewer line.

Table 3B. Privately Owned March Collection System SSOs

Date/Time Began	Location Street	Overflow Source	Estimated Duration, Day	Estimated Month Volume, Gallons	Reached Waters of the State	Receiving Water	Line Ownership	Reported Cause	SSO Status
2/28/25 3:22 PM	4520 MANILA DR	Cleanout	0.07	20	No	Eubanks	Private	Undetermined	SSO On-going
3/2/25 11:42 AM	736 S PRESIDENT ST	Ground Surface (defective pipe underground)	29.51	17,707	Yes	Town	Private	Cross connection	SSO On-going
3/3/25 9:35 AM	5711 BEECHWOOD DR	Cleanout	0.00	0	No	Hanging Moss	Private	Undetermined	SSO Stopped
3/5/25 8:57 AM	155 W NORTHSIDE DR	Cleanout	0.00	0	No	Eubanks	Private	Undetermined	SSO Stopped
3/5/25 9:53 AM	1195 MCDOWELL ROAD	Cleanout	26.59	7,976	No	Hardy	Private	Undetermined	SSO On-going
3/6/25 2:46 PM	4429 BEECHWOOD DR	Cleanout	25.38	7,615	No	Trahon	Private	Undetermined	SSO On-going
3/10/25 11:00 AM	2320 J.R. LYNCH ST	Cleanout	21.54	10,771	No	Lynch	Private	Undetermined	SSO On-going
3/11/25 1:54 PM	1711 SAINT CHARLES ST	Cleanout	20.42	6,126	No	Lynch	Private	Undetermined	SSO On-going
3/14/25 9:46 AM	3457 REVELS AVE	Cleanout	17.59	5,278	Yes	Town	Private	Undetermined	SSO On-going
3/14/25 12:51 PM	145 LYNN AVE	Cleanout	17.46	5,239	No	Town	Private	Undetermined	SSO On-going
3/14/25 6:29 PM	405 BRIARWOOD DR	Manhole	0.06	57	No	Hanging Moss	Private	Solids	SSO Stopped
3/15/25 11:24 AM	5365 PINE LANE DR	Cleanout	0.03	8	No	Hanging Moss	Private	Solids	SSO Stopped
3/15/25 7:22 PM	130 SWAN LAKE COVE	Cleanout	16.19	4,858	No	Trahon	Private	Undetermined	SSO On-going
3/17/25 9:54 AM	1188 DEWEY ST	Cleanout	14.59	4,376	No	Lynch	Private	Undetermined	SSO On-going
3/17/25 3:08 PM	139 NEATHERWOOD DR	Cleanout	14.37	4,311	No	Cany	Private	Undetermined	SSO On-going
3/17/25 4:16 PM	5116 KAYWOOD DR	Cleanout	14.32	4,297	No	Hanging Moss	Private	Undetermined	SSO On-going
3/19/25 7:48 PM	2847 ARBOR HILL DR	Cleanout	12.17	3,652	No	Three Mile	Private	Undetermined	SSO On-going
3/20/25 11:36 AM	728 CLAIBORNE AVE	Cleanout	11.52	3,455	No	Lynch	Private	Undetermined	SSO On-going
3/20/25 3:46 PM	525 BRIARCLIFF CIR	Cleanout	11.34	3,403	No	Cany	Private	Undetermined	SSO On-going
3/21/25 1:39 PM	332 MAGNOLIA ROAD	Cleanout	10.43	3,129	No	Lynch	Private	Undetermined	SSO On-going
3/24/25 9:20 AM	333 CLAIBORNE AVE	Cleanout	1.33	399	No	Lynch	Private	Solids	SSO Stopped
3/26/25 8:02 AM	5435 MELWOOD DR	Cleanout	5.67	1,700	No	White Oak	Private	Undetermined	SSO On-going
3/26/25 10:45 AM	849 BROOKSIDE PL	Cleanout	5.55	1,666	No	Lynch	Private	Undetermined	SSO On-going
3/27/25 4:48 PM	228 E GADDIS ST	Cleanout	4.30	1,290	No	Town	Private	Undetermined	SSO On-going
3/31/25 11:30 AM	6610 SCIENCE DR	Cleanout	0.52	521	No	White Oak	Private	Undetermined	SSO On-going

Tables 4, 5, and 6 below show the West Bank Interceptor (WBI) SSOs experienced in January, February and March. Due to long-standing neglect of the system, it experiences excessive inflow and infiltration during rain events resulting in capacity-related SSOs for all three months during the quarter.

Table 4. January West Bank Interceptor (WBI) SSOs									
Date/Time Began	Location Street	Overflow Source	Estimated Duration, Day	Estimated Month Volume, Gallons	Reached Waters of the State	Receiving Water	Line Ownership	Reported Cause	SSO Status
1/10/25 8:18 AM	3315 LAKELAND TER	Manhole	0.34	134,444	Yes	Eubanks	Municipal	Excessive Flow	SSO Stopped
1/10/25 8:21 AM	4686 E CHERYL DR	Manhole	0.49	121,354	Yes	Pearl	Municipal	Excessive Flow	SSO Stopped
1/10/25 8:23 AM	345 SAINT ANDREWS DR	Manhole	0.48	121,007	Yes	Pearl	Municipal	Excessive Flow	SSO Stopped
1/26/25 5:00 PM	4686 E CHERYL DR	Manhole	1.00	300,000	Yes	Pearl	Municipal	Excessive Flow	SSO Stopped
1/26/25 10:00 PM	345 SAINT ANDREWS DR	Manhole	0.46	91,667	Yes	Pearl	Municipal	Excessive Flow	SSO Stopped
1/26/25 10:00 PM	345 SAINT ANDREWS DR	Manhole	0.75	187,500	Yes	Pearl	Municipal	Excessive Flow	SSO Stopped
1/27/25 3:00 AM	3315 LAKELAND TER	Manhole	0.58	175,000	Yes	Eubanks	Municipal	Excessive Flow	SSO Stopped
1/31/25 2:00 AM	3315 LAKELAND TER	Manhole	0.54	162,500	Yes	Eubanks	Municipal	Excessive Flow	SSO Stopped
1/31/25 2:00 AM	345 SAINT ANDREWS DR	Manhole	0.54	81,250	Yes	Pearl	Municipal	Excessive Flow	SSO Stopped
1/31/25 2:00 AM	345 SAINT ANDREWS DR	Manhole	0.54	81,250	Yes	Pearl	Municipal	Excessive Flow	SSO Stopped
1/31/25 2:00 AM	345 SAINT ANDREWS DR	Manhole	0.33	50,000	Yes	Pearl	Municipal	Excessive Flow	SSO Stopped
1/31/25 2:00 AM	4686 E CHERYL DR	Manhole	0.46	137,500	Yes	Pearl	Municipal	Excessive Flow	SSO Stopped

Table 5. February West Bank Interceptor (WBI) SSOs									
Date/Time Began	Location Street	Overflow Source	Estimated Duration, Day	Estimated Month Volume, Gallons	Reached Waters of the State	Receiving Water	Line Ownership	Reported Cause	SSO Status
2/12/25 8:00 AM	345 SAINT ANDREWS DR	Manhole	0.29	43,750	FALSE	Pearl	Municipal	Excessive Flow	SSO Stopped
2/12/25 8:00 AM	4686 E CHERYL DR	Manhole	1.29	387,500	FALSE	Hanging Moss	Municipal	Excessive Flow	SSO Stopped
2/12/25 8:00 AM	345 SAINT ANDREWS DR	Manhole	0.13	18,750	TRUE	Pearl	Municipal	Excessive Flow	SSO Stopped
2/12/25 8:00 AM	345 SAINT ANDREWS DR	Manhole	1.29	193,750	TRUE	Pearl	Municipal	Excessive Flow	SSO Stopped
2/12/25 8:00 AM	3315 LAKELAND TER	Manhole	1.00	300,000	TRUE	Eubanks	Municipal	Excessive Flow	SSO Stopped
2/16/25 12:00 AM	345 SAINT ANDREWS DR	Manhole	0.29	43,750	TRUE	Pearl	Municipal	Excessive Flow	SSO Stopped
2/16/25 12:00 AM	345 SAINT ANDREWS DR	Manhole	0.29	43,750	FALSE	Pearl	Municipal	Excessive Flow	SSO Stopped
2/16/25 12:00 AM	3315 LAKELAND TER	Manhole	0.54	135,417	TRUE	Eubanks	Municipal	Excessive Flow	SSO Stopped
2/16/25 1:00 AM	345 SAINT ANDREWS DR	Manhole	0.21	31,250	TRUE	Pearl	Municipal	Excessive Flow	SSO Stopped
2/16/25 12:00 PM	4686 E CHERYL DR	Manhole	0.54	162,500	FALSE	Hanging Moss	Municipal	Excessive Flow	SSO Stopped
2/23/25 7:00 AM	4686 E CHERYL DR	Manhole	1.63	487,500	FALSE	Hanging Moss	Municipal	Excessive Flow	SSO Stopped



Quarterly Status Report

2/23/25 9:00 AM	3315 LAKELAND TER	Manhole	0.96	287,500	TRUE	Eubanks	Municipal	Excessive Flow	SSO Stopped
2/23/25 1:00 PM	345 SAINT ANDREWS DR	Manhole	1.13	168,750	TRUE	Pearl	Municipal	Excessive Flow	SSO Stopped
2/23/25 7:00 PM	345 SAINT ANDREWS DR	Manhole	0.63	93,750	TRUE	Pearl	Municipal	Excessive Flow	SSO Stopped
2/23/25 8:00 PM	345 SAINT ANDREWS DR	Manhole	0.58	87,500	TRUE	Pearl	Municipal	Excessive Flow	SSO Stopped

Table 6. March West Bank Interceptor (WBI) SSOs

Date/Time Began	Location Street	Overflow Source	Estimated Duration, Day	Estimated Month Volume, Gallons	Reached Waters of the State	Receiving Water	Line Ownership	Reported Cause	SSO Status
3/4/25 5:00 PM	345 SAINT ANDREWS DR	Manhole	0.75	112,500	Yes	Pearl	Municipal	Excessive Flow	SSO Stopped
3/4/25 5:00 PM	345 SAINT ANDREWS DR	Manhole	1.25	187,500	Yes	Pearl	Municipal	Excessive Flow	SSO Stopped
3/4/25 5:00 PM	345 SAINT ANDREWS DR	Manhole	1.25	187,500	Yes	Pearl	Municipal	Excessive Flow	SSO Stopped
3/4/25 6:00 PM	3315 LAKELAND TER	Manhole	0.63	187,500	Yes	Eubanks	Municipal	Excessive Flow	SSO Stopped
3/4/25 5:00 PM	4686 E CHERYL DR	Manhole	0.80	241,458	Yes	Hanging Moss	Municipal	Excessive Flow	SSO Stopped
3/9/25 9:30 AM	3315 LAKELAND DR	Manhole	0.25	75,000	Yes	Eubanks	Municipal	Excessive Flow	SSO Stopped
3/9/25 11:00 AM	4686 E CHERYL DR	Manhole	0.33	100,000	Yes	Hanging Moss	Municipal	Excessive Flow	SSO Stopped
3/15/25 4:58 PM	345 SAINT ANDREWS DR	Manhole	0.29	43,750	Yes	Pearl	Municipal	Excessive Flow	SSO Stopped
3/15/25 4:59 PM	4686 E CHERYL DR	Manhole	0.37	111,875	Yes	Hanging Moss	Municipal	Excessive Flow	SSO Stopped
3/15/25 5:00 PM	345 SAINT ANDREWS DR	Manhole	0.13	18,750	Yes	Pearl	Municipal	Excessive Flow	SSO Stopped
3/15/25 5:00 PM	345 SAINT ANDREWS DR	Manhole	0.13	18,750	Yes	Pearl	Municipal	Excessive Flow	SSO Stopped
3/31/25 9:58 AM	345 SAINT ANDREWS DR	Manhole	0.08	8,333	Yes	Pearl	Municipal	Excessive Flow	SSO Stopped
3/31/25 9:58 AM	345 SAINT ANDREWS DR	Manhole	0.08	8,333	Yes	Pearl	Municipal	Excessive Flow	SSO Stopped
3/31/25 12:19 PM	4686 E CHERYL DR	Manhole	0.03	2,569	Yes	Hanging Moss	Municipal	Excessive Flow	SSO Stopped

1.2 Prohibited Bypasses

There were no prohibited bypasses experienced by the system during this reporting period.

Section 2: Narrative Report

Because of a chronic failure to properly operate the Sewer System over a period of years, on September 30, 2023, the U.S. District Court for the Southern District of Mississippi entered a Stipulated Order on the Sewer System and appointed an Interim Third-Party Manager, Edward “Ted” Henifin, and JXN Water to maintain the City of Jackson, MS Sewer System. This quarterly report summarizes activities affecting the operation of the Sanitary Sewer System serving the City of Jackson, Mississippi during the 1st quarter of 2025.

2.1 Projects and Activities

JXN Water staff evaluates all the sewer calls that are received by the call center. All locations of concern are promptly visited and evaluated to identify any public sewer-related issues. JXN Water hired Closed Circuit Television (CCTV) and construction contractors to help address the of sewer issues found throughout the City of Jackson, Mississippi.

In the Queens area sewer, approximately 33,443 linear feet (LF) of pipes have been cleaned and/or tele-vised since the stipulated order went into effect. JXN Water Sewer Team has completed 24 sewer point repairs, and 422 LF of cured-in-place pipe (CIPP) have been completed in the Queens sewer area since the effect of the stipulated order.

Systemwide, approximately 122,083 LF of sewer were assessed and, as necessary, cleaned this quarter through the annual sewer cleaning and CCTV contract. Since JXN Water has been responsible for sewer, a total of approximately 904,083 LF have been assessed and addressed to date.

All of the 2,200 service requests referenced in the Stipulated Order have been evaluated. Sewer locations requiring repairs have either been made or are scheduled to be addressed.

Construction contractors have repaired 32 sewer failure locations throughout Jackson this quarter. The total number of repaired sewer failure locations to date is 559. This figure includes emergency sewer failures as well as many unlisted locations due to priority of the issues presented. Not included in this figure are 13 manhole frame/lid repair/raising repairs completed this quarter; A total of 139 such repairs have been completed to date.

29,071 LF of CIPP have been completed to date. The following project work was performed in the 1st quarter of 2025, funded by the American Rescue Plan Act (ARPA):

- Rehabilitated 11,070 LF of existing 6” to 30” diameter gravity sewer main by installation of CIPPL
- Rehabilitated 4 sanitary sewer laterals
- Performed one 8-inch diameter open cut point repair

Management, Operations and Maintenance (MOM) Plans

The ITPM submitted updated MOM Plans for agency review on September 29, 2024 in accordance with the terms of the Stipulated Order. These plans included the Gravity Line Maintenance Plan, the Sewer Overflow Response Plan, the Pump Station Operations and Maintenance Plan and the Fats, Oils and Grease Control Plan. USEPA issued an approval letter on December 20, 2024 for all updated plans except the Pump Station O&M Plan where there are two comments to address. The revised Pump Station O&M Plan incorporating USEPA comments will be submitted for agency review during the 2nd quarter of 2025.

2.2 Delays

The audited financial statement is not ready and will be submitted after it is received from auditors.

2.3 Modifications to Sewer Project Priority List and Implementation Schedule

The ITPM submitted an updated list of Priority Projects and their associated implementation schedule on December 18, 2024 in accordance with the terms of the Stipulated Order. The implementation schedule is contingent upon acquiring adequate funding for each of the projects. The schedule is also contingent upon the United States Army Corps of Engineers (USACE) where Section 219 funding is being used. USEPA approved the list and schedule on December 20, 2024.

An updated implementation schedule for the Priority Projects is shown in Table 7 below. Please note that completion dates are dependent on securing funding on a timely basis and subject to change based on actual receipt of funds. No changes to this table are noted from previous quarterly report.

Table 7. JXN Water Master Schedule for Priority Projects		
Priority Ranking	Project Name	Project Description
1	Queens Area Sewer Rehabilitation Project	Rehabilitation of the sewers within the Queens Project Area 3-6 focusing on, but not necessarily limited to, dry weather SSO reduction and point repairs to address sewer line collapses.
Original Projection - Completion 12/31/2025		No change from original projection.
2	Emergency Sewer Failures	Complete cleaning and closed-circuit television (CCTV) for the rehabilitation and/or replacement of the Emergency Sewer Failure locations listed in Appendix C.
Original Projection - Completion 12/31/2025		Actual Completion 12/31/2024
3	Annual Sewer Cleaning & CCTV Contract	Contract for annual sewer cleaning and CCTV, and complete 100 miles/year. Coordinate this annual cleaning and CCTV work with the prioritized Service Request Investigations below.
Original Projection - Completion 12/31/2024		Contract is in place and cleaning and inspection will be ongoing throughout the term of the Order.
4	Investigate Service Request Locations	Contract an annual investigation of sewer issues coming from the 2,200 Service Request locations and coordinate cleaning and CCTV with the Annual Sewer Cleaning & CCTV Contract above.
Original Projection - Completion 12/31/2024		Actual Completion 12/31/2024
5	Mill Street Sewer Rehabilitation Project	Re-route 2,200 linear feet of sewer that crosses a railroad (RR) yard, where the sewer line has collapsed underneath the RR tracks. A new sewer line will be constructed around the RR yard and the existing sewer line will be filled with flowable fill and abandoned in place.

Original Projection - Reevaluation complete 12/31/2024.		Reevaluation has been completed. Pump station and gravity pipe options evaluated. Gravity pipe selected. Reroute approximately 2200 linear feet(lf) of 15" sewer line under railroad (RR) yard and replace with approximately 5000 lf of 24" gravity sewer along Mill Street. Abandon existing sewer in RR yard. Estimated substantial completion July 30, 2026
6	West Bank Interceptor Rehabilitation	Complete the cleaning and rehabilitation of the West Bank Interceptor (WBI) for Project 6 Segment Phase (MH IT0118 to MH IT0136). This repair will address the low manhole that is believed to be a major contributing source of inflow during a river stage in excess of 26 ft. The project will also address any needed grouting work of the interceptor and manholes in the Country Club area of the WBI. Identify additional major river water inflow locations and defects causing significant volumes during a river stage above 26 ft. Develop and implement the repair plan, including a schedule of implementation.
Original Projection - Reevaluation complete 12/31/2024.		Reevaluation is complete. Clean approximately 8600 lf of 48" and 54" sewer, CIPP approximately 700 lf of sewer from MH IT0118 to IT0120 and rehabilitate 38 manholes that have significant inflow defects and/or are impacted by flooding at river stage 26. Estimated substantial completion August 30, 2026
7	Savanna WWTP 100 MGD Peak Flow Wastewater Pump	Replace the 100 million gallons per day (MGD) Peak Flow Pump that discharges flow from the Influent Pump Station to the Stormwater Lagoon cells.
Original Projection Completion 9/30/2026		USACE to purchase and install new pump with VFD. Estimated substantial completion October 30, 2026
8	Savanna WWTP Emergency Repairs/Replace Dewatering Equipment	Replace 54-inch line from inside Influent Pump Station to Headworks, replace return activated sludge (RAS) Pump # 2, and install permanent dewatering equipment to eliminate monthly cost for renting two belt filter presses.
Original Projection - Reevaluation Completion 12/31/2024		Reevaluation complete. Elements include: <ul style="list-style-type: none"> • Replace trash screens with automated bar screens • Repair and rehabilitate IPS wet well • Repair 84-in force main • Correct hydraulic issues including effluent channel opening in Anoxic Basin • Replace SC4 mechanism • Construct SC6 and install 3rd RAS pump in RAS PS 2 • Replace gravity thickener mechanisms (2 units) • Procure/install new trailer mounted belt presses (2 units) Estimated substantial completion February 28, 2028.
9	Savanna Peak Cell Lagoon Cells	Clean out the three peak flow lagoon cells at the Savanna WWTP.
Original Projections - Completion 10/31/2026		Estimated Substantial Completion July 31, 2028
10	Trahon WWTP Rehabilitation	Conduct a Comprehensive Performance Evaluation and a Composite Correction Program (CCP) for the Trahon WWTP. Implement the CCP as schedule permits. Make immediate repairs to maintain operations as needed.
Original Projection - CCP Complete 12/31/2025 Implementation schedule to be determined in CCP		Estimated Completion of CCP 12/31/2025. Implementation schedule to be included in CCP.
11	Savanna WWTP Phase 1B Type 2 Improvements	Construct new septage/Fat, Oils, and Grease (FOG) receiving station, rehabilitate one screw pump at the Effluent Pump Station, add 6th secondary clarifier, add new dewatering equipment, add covered sludge storage facilities along with new waste activated sludge (WAS) storage tank, construct new gravity thickeners, address structural deterioration in Influent Pump Stations, and rehabilitate the 84-inch line from Sludge Lagoons to Pump Station.
Original Projection- Reevaluation complete 12/31/2024. Construction complete TBD		Reevaluation has been completed. Most elements addressed in Project 8 above. New element to be constructed is additional dewatered cake storage. Estimated substantial completion is January 31, 2031.

2.4 Accounting of Expenditures

Table 7 below shows expenditures from the Sewer O&M account funded by the local revenues collected from January 2024 through December 31, 2024. Table 8 shows expenditures from the Professional Services account, also funded by local revenues with the exception of the ITPM Compensation, which is funded with interest earned on JXN Water accounts.

The balance in the Sewer Supplementary Environmental Project as of December 31, 2024, was \$682,227.22.

Table 8. JXN Water Expenditures from Professional Services Account			
	TOTAL		
	ACTUAL	BUDGET	% OF BUDGET
Sewer Expenses			
Cleaning and Maintenance	\$ 1,847,550.55	\$ 1,800,000.00	102.64%
Lining Term Contract	\$ 82,441.00		
Metering - Sewer Expenses	\$ 102,612.00	\$ 65,000.01	157.86%
Plant O & M - Sewer	\$ 5,494,763.67	\$ 4,530,000.00	121.30%
Program Management	\$ 816,725.59	\$ 585,000.00	139.61%
Sewer Repairs	\$ 1,305,748.86	\$ 1,500,000.00	87.05%
Total Sewer Expenses	\$ 9,649,841.67	\$ 8,480,000.01	113.80%

2.5 Projection of Work for Upcoming Quarter

JXN Water Sewer Cleaning and CCTV Contractors will continue to clean and televise the sewer system throughout the City. This work will focus on known issue locations that have not been previously evaluated. Also, new locations with issues called in by residents and businesses throughout the City will continue to be evaluated.

JXN Water will continue to prioritize sewer repairs based on the impacts it causes to its customers, first addressing overflows and backups to structures and sensitive properties (playground, schools, healthcare, and high traffic/safety issues). JXN Water plans to perform the following work during the next quarter:

- Clean and CCTV 25 miles of sewer throughout the city’s sewer system.
- Perform approximately 15 construction sewer repairs in the City’s sewer system.
- Perform Cured in Place Pipe (CIPP) construction of approximately 7,500 linear feet (LF) of sewers in the City’s sewer system using ARPA funds.

2.6 Trends Analysis

As part of the requirements of the Stipulated Order, a Trends Analysis is required for this Quarterly Reporting period to cover the period of October 2023 through December 2024.

Figure 1. Volume of Municipally Owned Collection System SSOs over Time

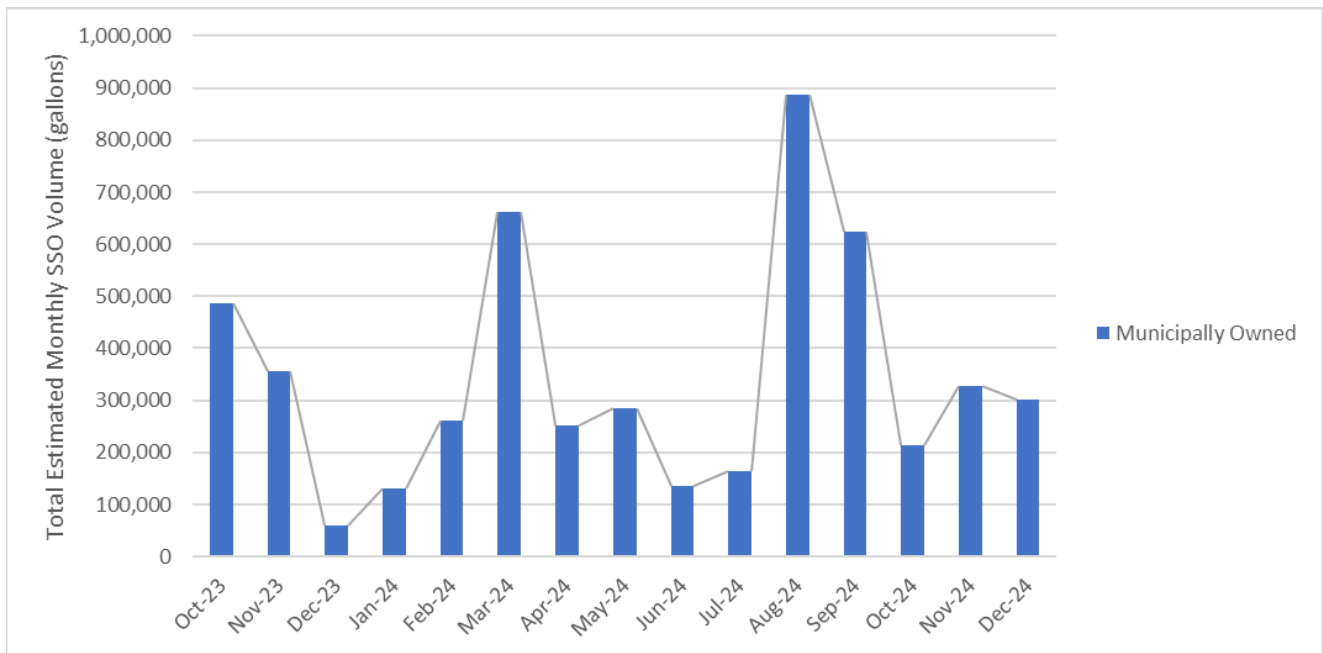


Figure 2. Municipally Owned Collection System SSOs by Cause over Time

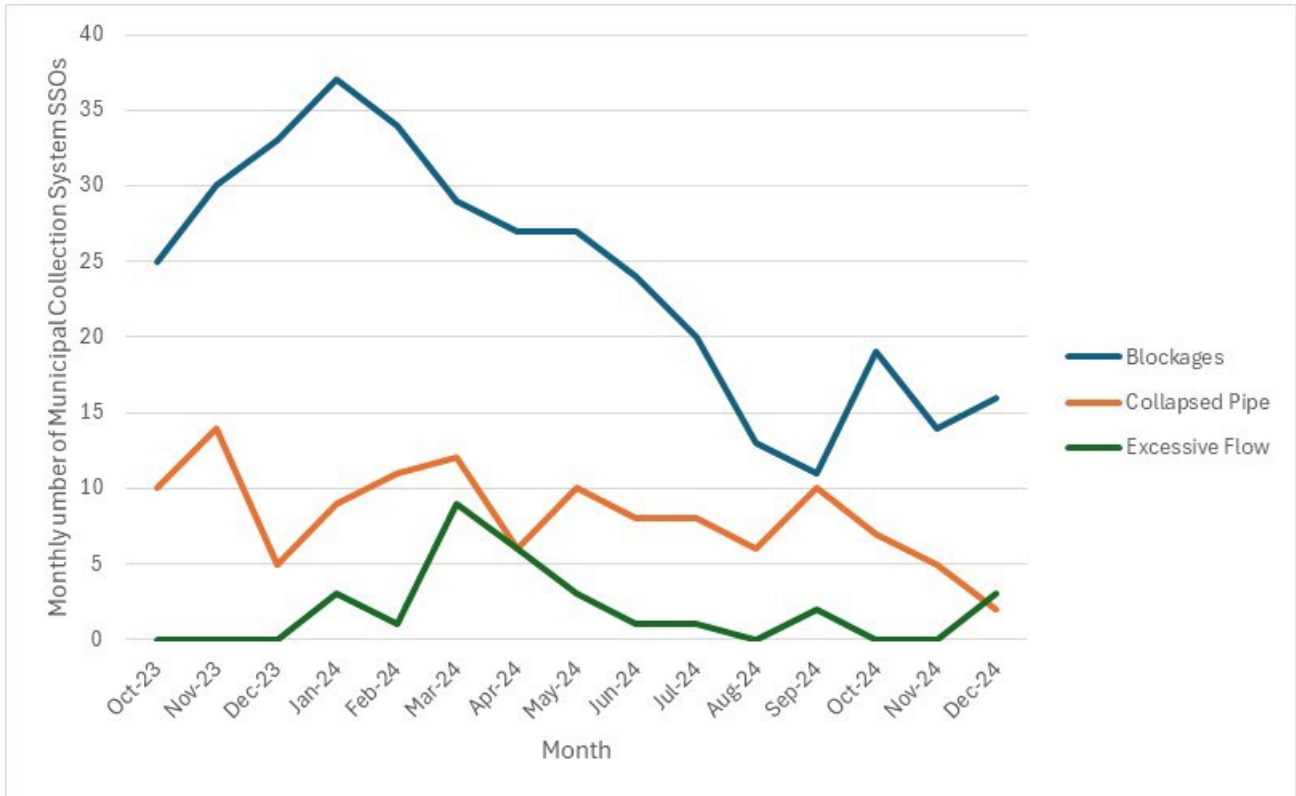


Figure 3. Monthly Number of Prohibited Bypasses over Time by Cause

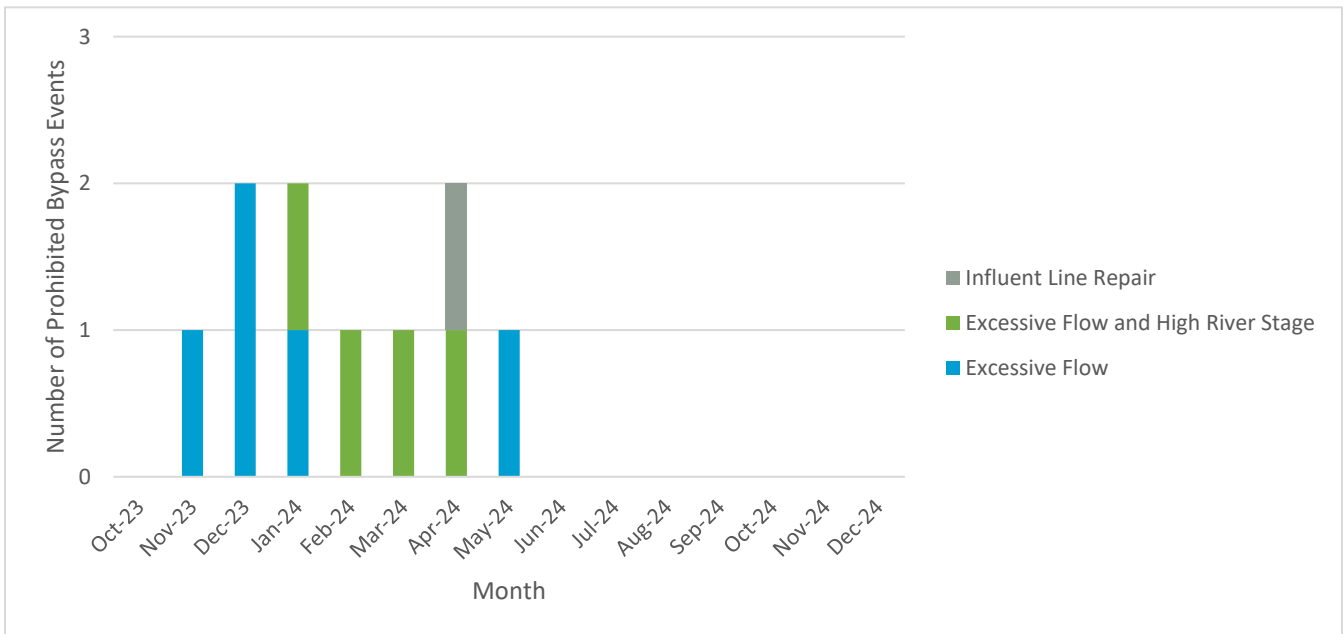


Figure 4. Monthly Estimated Prohibited Bypass Flow over Time

